



MOTORSPORT VISION **SUPERCUP**

MSV SUPERCUP

Snetterton 300 Circuit

11th & 12th May 2019



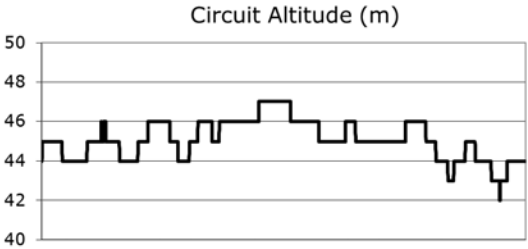
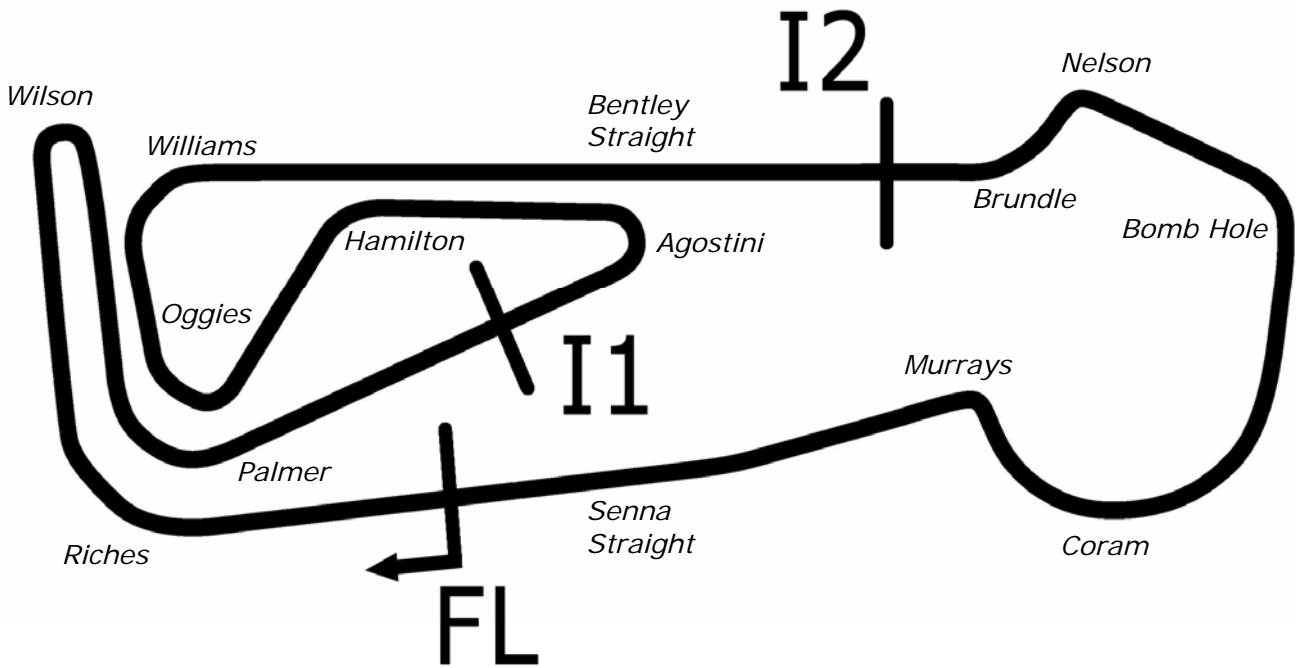
Results Provided by Timing Solutions Ltd
www.tsl-timing.com

Snetterton 300



SPORTS TIMING

TIMING SOLUTIONS LTD



Length	2.9689 miles	4778.0 m	
FL		52.46340 N	0.94476 E
I1	1545m	52.46487 N	0.94466 E
I2	3198m	52.46617 N	0.94964 E
Pit Entry	4572m	52.46364 N	0.94774 E
Pit Exit	40m after FL	52.46338 N	0.94420 E
Pit Entry-Pit Exit	246m, 14.7s @60kph, 11.0s @80kph		

All results available at www.tsl-timing.com

MSV SuperCup

QUALIFYING - RACE 17 - CLASSIFICATION

POS	NO	CL	PIC	TEAM / DRIVERS	CAR	TIME	ON	LAPS	GAP	DIFF	MPH
1	91	S	1	J K Motorsport Hugh GURNEY / Colin TESTER	BMW M3	2:07.013	3	13			84.14
2	35	* S	2	Seriously? Motorsport Steve GALES	Seat Leon	2:08.223	5	11	1.210	1.210	83.35
3	22	S	3	Mangoes Racing Darren GOES	Seat EuroCup	2:09.468	12	12	2.455	1.245	82.55
4	65	* S	4	AutoRevive London Chris MILLS / David GARDNER	BMW M3	2:09.751	11	13	2.738	0.283	82.37
5	44	* B	1	Apple Car Centre Jordan HONEYBONE / Ray HONEYBONE	Renault Clio	2:13.413	12	13	6.400	3.662	80.11
6	10	A	1	Goblin Racing Martyn CULLEY	Seat Leon Cupra R	2:14.472	4	10	7.459	1.059	79.48
7	87	A	2	SeatSport UK Brad KAYLOR	Seat Mk1 SuperCopa	2:14.945	11	11	7.932	0.473	79.20
8	60	B	2	Team Bacon Butty Racing Andrew BALL / Thomas Stephen MOORE	Porsche 968	2:15.035	9	9	8.022	0.090	79.15
9	79	A	3	BStard Motorsport Chris HOEY / Paul IVENS	VW Scirocco	2:15.143	5	13	8.130	0.108	79.08
10	163	B	3	Finsport, chequered images Jason FINLAY / Alex TAIT	Renault Clio	2:15.657	10	11	8.644	0.514	78.78
11	33	A	4	GNB Racing Gary BURSTOW	BMW E46 M3	2:15.847	9	10	8.834	0.190	78.67
12	110	B	4	Strong Racing with Graves Motorsport Sam STRONG	BMW 130i	2:16.198	10	11	9.185	0.351	78.47
13	20	B	5	Thorney Motorsport Callum NOBEL	BMW M3	2:16.518	5	9	9.505	0.320	78.29
14	28	A	5	Barton Motorsport Les BARTON / Nik BARTON	VW Golf	2:16.532	10	10	9.519	0.014	78.28
15	31	A	6	HVT Racing Brian LILLEY / Aaron TUCKER	Ford Sierra	2:17.034	3	11	10.021	0.502	77.99
16	11	A	7	Goblin Racing Barrie CULLEY	Seat Leon Cupra R	2:19.137	11	12	12.124	2.103	76.81
17	1	B	6	Graves Motorsport David GRAVES	BMW 130i	2:20.291	2	2	13.278	1.154	76.18
18	30	A	8	F&G Racing Fernando GETINO / Gary MARTIN	Porsche Boxster	2:23.673	4	10	16.660	3.382	74.39

No. 35, 44, 65 - 1 Lap time disallowed; exceeding track limits.

Weather / Track : Bright / Dry

These results are provisional until the conclusion of any judicial and technical matters.

Snetterton 300

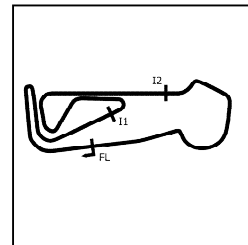
Circuit Length = 2.9689 miles

Start: 10:36 Flag 11:06 End: 11:09

Clerk Of Course :		Timekeeper :	
-------------------	--	--------------	--

MSV SuperCup

QUALIFYING - RACE 17 - SECTOR ANALYSIS



SECTOR 1 = FL to I1, SECTOR 2 = I1 to I2, SECTOR 3 = I2 to FL, DIFF = Difference To Personal Best Lap, P = Crossed Finish Line in Pit Lane, D = Time Disallowed

P1 91 S		J K Motorsport				BMW M3				
IDEAL LAP TIME : 2:07.013		BEST LAP TIME : 2:07.013				DIFFERENCE : 0.000				
D1: Hugh GURNEY		D2: Colin TESTER								
LAP	SECTOR 1	SECTOR 2		SECTOR 3		LAP TIME	MPH	DIFF	TIME OF DAY	
1 - D1	OUTLAP	110.9	47.283	133.4	42.683	120.9	2:15.593	78.82	8.580	10:39:13.735
2 - D1	40.098	113.3	45.969	135.0	41.939	121.1	2:08.006 (2)	83.49	0.993	10:41:21.741
3 - D1	40.004	114.5	45.108	134.2	41.901	118.5	2:07.013 (1)	84.14		10:43:28.754
4 - D1	40.361	111.6	45.763	124.9	IN PIT		3:58.757 P	44.76	1:51.744	10:47:27.511
5 - D1	OUTLAP	106.0	48.529	132.1	45.242	119.1	2:21.927	75.30	14.914	10:49:49.438
6 - D1	42.150	107.3	46.694	132.1	44.591	119.8	2:13.435	80.09	6.422	10:52:02.873
7 - D1	41.131	103.5	46.896	131.8	44.716	119.4	2:12.743	80.51	5.730	10:54:15.616
8 - D1	41.820	107.2	47.720	132.8	43.954	120.2	2:13.494	80.06	6.481	10:56:29.110
9 - D1	41.212	111.2	46.737	134.4	44.368	119.4	2:12.317	80.77	5.304	10:58:41.427
10 - D1	41.569	111.1	46.488	133.1	43.836	120.2	2:11.893	81.03	4.880	11:00:53.320
11 - D1	40.808	111.1	46.554	132.1	43.705	120.2	2:11.067 (3)	81.54	4.054	11:03:04.387
12 - D1	41.473	111.8	46.757	133.4	44.036	120.4	2:12.266	80.80	5.253	11:05:16.653
13 - D1	40.854	111.6	46.512	115.9	45.162	120.0	2:12.528	80.64	5.515	11:07:29.181

P2 35 S		Seriously? Motorsport				Seat Leon			
IDEAL LAP TIME :		BEST LAP TIME : 2:08.223				DIFFERENCE :			
D1: Steve GALES									
LAP	SECTOR 1	SECTOR 2		SECTOR 3		LAP TIME	MPH	DIFF	TIME OF DAY
1 - D1						2:15.219	79.04	6.996	10:41:58.600
2 - D1						2:12.626	80.58	4.403	10:44:11.226
3 - D1						2:10.087	82.16	1.864	10:46:21.313
4 - D1						2:40.299 D	82.02	2.076	10:48:31.612
5 - D1						2:08.223 (1)	83.35		10:50:39.835
6 - D1					IN PIT	5:27.037 P	32.68	3:18.814	10:56:06.872
7 - D1	OUTLAP					2:18.337	77.26	10.114	10:58:25.210
8 - D1						2:08.473 (3)	83.19	0.250	11:00:33.683
9 - D1						2:11.562	81.23	3.339	11:02:45.245
10 - D1						2:08.466 (2)	83.19	0.243	11:04:53.711
11 - D1						2:10.749	81.74	2.526	11:07:04.460

P3 22 S		Mangoes Racing				Seat EuroCup				
IDEAL LAP TIME : 2:08.910		BEST LAP TIME : 2:09.468				DIFFERENCE : 0.558				
D1: Darren GOES										
LAP	SECTOR 1	SECTOR 2		SECTOR 3		LAP TIME	MPH	DIFF	TIME OF DAY	
1 - D1	OUTLAP	105.1	49.410	122.4	50.748	118.5	2:29.506	71.48	20.038	10:39:34.179
2 - D1	43.496	112.2	46.848	126.3	44.830	119.1	2:15.174	79.06	5.706	10:41:49.353
3 - D1	42.525	113.3	46.088	128.8	44.368	119.1	2:12.981	80.37	3.513	10:44:02.334
4 - D1	42.880	107.8	46.927	128.5	IN PIT		3:07.230 P	57.08	57.762	10:47:09.564
5 - D1	OUTLAP	112.7	45.280	127.8	48.672	120.2	2:19.404	76.66	9.936	10:49:28.968
6 - D1	40.575	114.5	46.382	129.5	44.230	119.6	2:11.187 (3)	81.47	1.719	10:51:40.155
7 - D1	41.101	113.3	45.425	130.8	43.919	119.1	2:10.445 (2)	81.93	0.977	10:53:50.600
8 - D1	43.339	107.0	47.228	120.4	IN PIT		3:06.811 P	57.21	57.343	10:56:57.411
9 - D1	OUTLAP	110.3	45.820	130.5	43.989	119.4	2:15.309	78.99	5.841	10:59:12.720
10 - D1	40.772	112.7	55.323	96.1	53.727	119.1	2:29.822	71.33	20.354	11:01:42.542
11 - D1	40.772	112.0	59.188	46.6	50.090	117.9	2:30.050	71.23	20.582	11:04:12.592
12 - D1	40.981	111.8	45.432	130.8	43.055	119.4	2:09.468 (1)	82.55		11:06:22.060

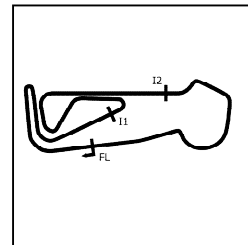
P4 65 S		AutoRevive London				BMW M3				
IDEAL LAP TIME : 2:09.526		BEST LAP TIME : 2:09.751				DIFFERENCE : 0.225				
D1: Chris MILLS		D2: David GARDNER								
LAP	SECTOR 1	SECTOR 2		SECTOR 3		LAP TIME	MPH	DIFF	TIME OF DAY	
1 - D1	OUTLAP	93.7	47.850	119.1	44.682	117.3	2:19.979	76.35	10.228	10:39:19.559
2 - D1	41.395	110.9	46.893	125.2	43.866	116.9	2:12.154	80.87	2.403	10:41:31.713
3 - D1	40.857	111.4	46.203	130.3	43.343	116.5	2:40.403 D	81.96	0.652	10:43:42.116
4 - D1	40.763	112.4	46.162	131.3	43.306	117.5	2:10.231 (2)	82.07	0.480	10:45:52.347
5 - D1	40.548	111.2	46.667	131.3	43.678	116.5	2:10.893	81.65	1.142	10:48:03.240
6 - D1	41.318	110.7	46.386	130.0	IN PIT		3:52.363 P	45.99	1:42.612	10:51:55.603

Weather / Track : Bright / Dry

Snetterton 300
Circuit Length = 2.9689 miles
Start: 10:36 Flag 11:06 End: 11:09

MSV SuperCup

QUALIFYING - RACE 17 - SECTOR ANALYSIS



SECTOR 1 = FL to I1, SECTOR 2 = I1 to I2, SECTOR 3 = I2 to FL, DIFF = Difference To Personal Best Lap, P = Crossed Finish Line in Pit Lane, D = Time Disallowed

7 - D1	OUTLAP	72.1	49.314	129.3	43.778	117.3	2:21.925	75.30	12.174	10:54:17.528	
8 - D1		41.542	110.3	46.933	130.5	55.797	69.9	2:24.272	74.08	14.521	10:56:41.800
9 - D1		48.558	104.0	46.154	131.3	43.534	117.5	2:18.246	77.31	8.495	10:59:00.046
10 - D1		41.492	110.0	46.759	129.3	42.951	116.7	2:11.202	81.46	1.451	11:01:11.248
11 - D1		40.737	111.6	46.189	129.8	42.825	117.9	2:09.751 (1)	82.37		11:03:20.999
12 - D1		41.226	110.9	46.153	129.8	42.960	116.5	2:10.339 (3)	82.00	0.588	11:05:31.338
13 - D1		41.143	112.2	46.221	130.3	43.737	115.9	2:11.101	81.52	1.350	11:07:42.439

P5	44 B	Apple Car Centre	Renault Clio
IDEAL LAP TIME : 2:12.907		BEST LAP TIME : 2:13.413	
DIFFERENCE : 0.506			
D1: Jordan HONEYBONE		D2: Ray HONEYBONE	

LAP	SECTOR 1	SECTOR 2	SECTOR 3	LAP TIME	MPH	DIFF	TIME OF DAY				
1 - D1	OUTLAP	85.5	52.246	106.5	48.449	110.7	2:30.793	70.87	17.380	10:39:54.185	
2 - D1		42.354	106.3	47.836	122.0	45.072	110.1	2:15.262	79.01	1.849	10:42:09.447
3 - D1		43.045	107.0	47.940	120.9	44.384	110.3	2:15.369	78.95	1.956	10:44:24.816
4 - D1		41.685	105.8	47.730	120.6	44.455	110.3	2:13.870 (3)	79.83	0.457	10:46:38.686
5 - D1		42.198	106.3	47.863	120.9	44.438	111.1	2:14.499	79.46	1.086	10:48:53.185
6 - D1		42.299	106.0	47.355	120.9	44.965	110.7	2:14.619	79.39	1.206	10:51:07.804
7 - D1		42.323	106.0	47.568	120.2	44.108	109.6	2:13.999	79.76	0.586	10:53:21.803
8 - D1		42.351	105.5	48.192	120.0	IN PIT		4:20.578 P	41.01	2:07.165	10:57:42.381
9 - D1	OUTLAP	104.0	48.484	120.0	44.646	109.8	2:17.622	77.66	4.209	11:00:00.003	
10 - D1		42.108	105.6	47.925	120.2	44.083	111.1	2:14.116	79.69	0.703	11:02:14.119
11 - D1		44.129	106.0	47.991	120.6	44.316	110.3	2:16.436 D	78.33	3.023	11:04:30.555
12 - D1		41.940	106.0	47.606	120.6	43.867	110.5	2:13.413 (1)	80.11		11:06:43.968
13 - D1		41.871	106.0	47.620	121.5	43.948	111.1	2:13.439 (2)	80.09	0.026	11:08:57.407

P6	10 A	Goblin Racing	Seat Leon Cupra R
IDEAL LAP TIME : 2:14.160		BEST LAP TIME : 2:14.472	
DIFFERENCE : 0.312			
D1: Martyn CULLEY			

LAP	SECTOR 1	SECTOR 2	SECTOR 3	LAP TIME	MPH	DIFF	TIME OF DAY				
1 - D1	OUTLAP	102.4	48.700	120.2	45.224	109.6	2:21.650	75.45	7.178	10:39:17.005	
2 - D1		42.511	104.2	47.730	120.9	44.630	108.5	2:14.871	79.24	0.399	10:41:31.876
3 - D1		42.310	104.5	47.901	120.9	44.508	109.8	2:14.719 (3)	79.33	0.247	10:43:46.595
4 - D1		42.247	102.7	47.955	121.3	44.270	109.8	2:14.472 (1)	79.48		10:46:01.067
5 - D1		42.371	103.8	47.761	120.6	44.434	109.8	2:14.566 (2)	79.42	0.094	10:48:15.633
6 - D1		42.661	104.0	47.643	121.7	IN PIT		3:50.599 P	46.34	1:36.127	10:52:06.232
7 - D1	OUTLAP	90.6	51.281	103.4	48.146	109.6	2:27.390	72.51	12.918	10:54:33.622	
8 - D1		42.698	104.3	47.877	120.4	45.439	109.2	2:16.014	78.58	1.542	10:56:49.636
9 - D1		42.431	105.3	47.830	120.9	44.638	110.3	2:14.899	79.23	0.427	10:59:04.535
10 - D1		42.676	104.2	47.830	120.6	44.581	109.4	2:15.087	79.11	0.615	11:01:19.622

P7	87 A	SeatSport UK	Seat Mk1 SuperCopa
IDEAL LAP TIME : 2:14.923		BEST LAP TIME : 2:14.945	
DIFFERENCE : 0.022			
D1: Brad KAYLOR			

LAP	SECTOR 1	SECTOR 2	SECTOR 3	LAP TIME	MPH	DIFF	TIME OF DAY				
1 - D1	OUTLAP	73.2	55.439	111.4	49.907	103.0	2:42.280	65.86	27.335	10:40:09.796	
2 - D1		45.149	100.1	50.206	96.4	47.180	105.1	2:22.535	74.98	7.590	10:42:32.331
3 - D1		43.586	101.0	48.691	119.1	45.929	108.9	2:18.206	77.33	3.261	10:44:50.537
4 - D1		43.111	102.9	48.074	119.1	45.091	110.7	2:16.276 (3)	78.42	1.331	10:47:06.813
5 - D1		44.026	102.2	49.217	122.2	45.555	109.8	2:18.798	77.00	3.853	10:49:25.611
6 - D1		42.563	103.0	49.194	119.1	44.874	110.9	2:16.631	78.22	1.686	10:51:42.242
7 - D1		43.066	101.0	49.517	120.2	46.851	110.0	2:19.434	76.65	4.489	10:54:01.676
8 - D1		46.219	89.2	52.691	100.4	IN PIT		3:53.298 P	45.81	1:38.353	10:57:54.974
9 - D1	OUTLAP	93.2	49.401	118.5	46.269	110.5	2:24.851	73.78	9.906	11:00:19.825	
10 - D1		42.333	103.8	47.951	122.2	44.848	110.1	2:15.132 (2)	79.09	0.187	11:02:34.957
11 - D1		42.355	104.3	47.906	122.6	44.684	110.3	2:14.945 (1)	79.20		11:04:49.902

P8	60 B	Team Bacon Butty Racing	Porsche 968
IDEAL LAP TIME : 2:14.712		BEST LAP TIME : 2:15.035	
DIFFERENCE : 0.323			
D1: Andrew BALL		D2: Thomas Stephen MOORE	

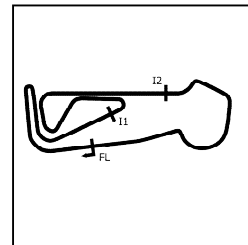
LAP	SECTOR 1	SECTOR 2	SECTOR 3	LAP TIME	MPH	DIFF	TIME OF DAY
-----	----------	----------	----------	----------	-----	------	-------------

Weather / Track : Bright / Dry

Snetterton 300
Circuit Length = 2.9689 miles
Start: 10:36 Flag 11:06 End: 11:09

MSV SuperCup

QUALIFYING - RACE 17 - SECTOR ANALYSIS



SECTOR 1 = FL to I1, SECTOR 2 = I1 to I2, SECTOR 3 = I2 to FL, DIFF = Difference To Personal Best Lap, P = Crossed Finish Line in Pit Lane, D = Time Disallowed

1 - D1	OUTLAP	99.5	50.600	118.3	47.099	105.8	2:29.197	71.63	14.162	10:49:12.647
2 - D1	43.547	103.5	48.033	119.6	45.807	109.6	2:17.387	77.79	2.352	10:51:30.034
3 - D1	42.843	104.0	49.736	119.1	46.129	106.5	2:18.708	77.05	3.673	10:53:48.742
4 - D1	42.638	104.5	47.855	119.6	45.880	109.4	2:16.373 (3)	78.37	1.338	10:56:05.115
5 - D1	42.315	104.8	47.522	118.9	46.216	109.1	2:16.053 (2)	78.55	1.018	10:58:21.168
6 - D1	42.103	105.0	48.644	118.3	45.695	110.1	2:16.442	78.33	1.407	11:00:37.610
7 - D1	42.554	105.8	47.338	120.2	IN PIT		3:33.384 P	50.08	1:18.349	11:04:10.994
8 - D1	OUTLAP	106.5	47.371	118.9	45.847	112.0	2:21.542	75.51	6.507	11:06:32.536
9 - D1	42.015	107.8	47.661	119.4	45.359	112.5	2:15.035 (1)	79.15		11:08:47.571

P9 79 A		BStard Motorsport					VW Scirocco					
IDEAL LAP TIME : 2:14.808		BEST LAP TIME : 2:15.143					DIFFERENCE : 0.335					
D1: Chris HOEY		D2: Paul IVENS										
LAP	SECTOR 1	SECTOR 2	SECTOR 3	LAP TIME	MPH	DIFF	TIME OF DAY					
1 - D1	OUTLAP	90.0	50.441	108.5	46.802	111.4	2:29.347	71.56	14.204	10:39:44.841		
2 - D1	42.890	103.2	48.129	119.6	45.433	111.1	2:16.452	78.32	1.309	10:42:01.293		
3 - D1	42.039	105.5	48.171	121.3	45.373	111.1	2:15.583	78.83	0.440	10:44:16.876		
4 - D1	42.311	105.3	47.545	121.5	45.525	109.1	2:15.381 (3)	78.94	0.238	10:46:32.257		
5 - D1	42.046	105.1	47.433	120.0	45.664	111.1	2:15.143 (1)	79.08		10:48:47.400		
6 - D1	43.077	94.7	51.008	92.5	IN PIT		4:04.821 P	43.65	1:49.678	10:52:52.221		
7 - D1	OUTLAP	101.8	49.252	116.9	47.820	110.1	2:24.740	73.84	9.597	10:55:16.961		
8 - D1	43.260	103.2	48.603	116.1	45.679	110.7	2:17.542	77.70	2.399	10:57:34.503		
9 - D1	42.831	103.5	47.879	118.7	45.939	111.1	2:16.649	78.21	1.506	10:59:51.152		
10 - D1	42.495	104.3	47.580	120.2	46.914	111.1	2:16.989	78.02	1.846	11:02:08.141		
11 - D1	42.335	104.8	48.047	118.9	45.518	110.9	2:15.900	78.64	0.757	11:04:24.041		
12 - D1	42.380	105.0	47.572	120.0	45.336	111.2	2:15.288 (2)	79.00	0.145	11:06:39.329		
13 - D1	42.730	105.1	47.472	121.3	45.514	111.6	2:15.716	78.75	0.573	11:08:55.045		

P10 163 B		Finsport, chequered images					Renault Clio					
IDEAL LAP TIME : 2:15.557		BEST LAP TIME : 2:15.657					DIFFERENCE : 0.100					
D1: Jason FINLAY		D2: Alex TAIT										
LAP	SECTOR 1	SECTOR 2	SECTOR 3	LAP TIME	MPH	DIFF	TIME OF DAY					
1 - D1	OUTLAP	65.3	57.128	91.6	50.726	107.0	2:43.545	65.35	27.888	10:40:14.443		
2 - D1	44.923	103.5	48.886	117.9	46.542	107.3	2:20.351	76.15	4.694	10:42:34.794		
3 - D1	43.934	103.4	48.934	118.7	45.793	108.2	2:18.661	77.08	3.004	10:44:53.455		
4 - D1	43.713	104.5	48.431	118.7	IN PIT		4:01.789 P	44.20	1:46.132	10:48:55.244		
5 - D1	OUTLAP	103.0	48.362	118.7	45.450	108.7	2:21.424	75.57	5.767	10:51:16.668		
6 - D1	43.358	100.3	48.512	119.4	45.016	108.2	2:16.886 (3)	78.08	1.229	10:53:33.554		
7 - D1	43.533	103.8	48.171	118.9	45.457	108.2	2:17.161	77.92	1.504	10:55:50.715		
8 - D1	42.737	105.0	48.364	119.4	IN PIT		6:11.202 P	28.79	3:55.545	11:02:01.917		
9 - D1	OUTLAP	90.4	55.033	117.7	44.968	109.2	2:30.792	70.87	15.135	11:04:32.709		
10 - D1	42.837	105.0	47.947	120.0	44.873	108.4	2:15.657 (1)	78.78		11:06:48.366		
11 - D1	43.055	104.3	48.113	119.4	44.935	108.9	2:16.103 (2)	78.52	0.446	11:09:04.469		

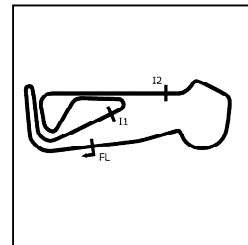
P11 33 A		GNB Racing					BMW E46 M3					
IDEAL LAP TIME : 2:15.583		BEST LAP TIME : 2:15.847					DIFFERENCE : 0.264					
D1: Gary BURSTOW												
LAP	SECTOR 1	SECTOR 2	SECTOR 3	LAP TIME	MPH	DIFF	TIME OF DAY					
1 - D1	OUTLAP	99.5	50.513	115.5	50.199	113.7	2:33.671	69.55	17.824	10:39:35.867		
2 - D1	43.415	107.2	48.406	117.5	46.654	111.6	2:18.475	77.18	2.628	10:41:54.342		
3 - D1	42.759	108.2	48.181	122.2	45.397	111.8	2:16.337 (2)	78.39	0.490	10:44:10.679		
4 - D1	43.281	105.5	48.664	119.1	46.214	110.7	2:18.159	77.36	2.312	10:46:28.838		
5 - D1	46.549	85.1	49.029	120.0	45.681	110.5	2:21.259	75.66	5.412	10:48:50.097		
6 - D1	43.169	107.0	48.042	122.2	45.203	111.6	2:16.414 (3)	78.35	0.567	10:51:06.511		
7 - D1	49.915	68.3	54.709	86.0	IN PIT		3:41.271 P	48.30	1:25.424	10:54:47.782		
8 - D1	OUTLAP	106.0	47.845	122.6	45.934	110.9	2:20.324	76.16	4.477	10:57:08.106		
9 - D1	42.936	107.5	47.910	122.9	45.001	112.4	2:15.847 (1)	78.67		10:59:23.953		
10 - D1	45.365	79.3	57.133	85.5	52.753	112.7	2:35.251	68.84	19.404	11:01:59.204		

Weather / Track : Bright / Dry

Snetterton 300
Circuit Length = 2.9689 miles
Start: 10:36 Flag 11:06 End: 11:09

MSV SuperCup

QUALIFYING - RACE 17 - SECTOR ANALYSIS



SECTOR 1 = FL to I1, SECTOR 2 = I1 to I2, SECTOR 3 = I2 to FL, DIFF = Difference To Personal Best Lap, P = Crossed Finish Line in Pit Lane, D = Time Disallowed

P12 110 B		Strong Racing with Graves Motorsport			BMW 130i		
IDEAL LAP TIME :		BEST LAP TIME : 2:16.198			DIFFERENCE :		
D1: Sam STRONG							
LAP	SECTOR 1	SECTOR 2	SECTOR 3	LAP TIME	MPH	DIFF	TIME OF DAY
1 - D1				2:19.712	76.50	3.514	10:42:06.566
2 - D1				2:19.312	76.72	3.114	10:44:25.878
3 - D1				2:20.203	76.23	4.005	10:46:46.081
4 - D1				2:18.637	77.09	2.439	10:49:04.718
5 - D1				2:17.948 (2)	77.47	1.750	10:51:22.666
6 - D1			IN PIT	5:48.946 P	30.62	3:32.748	10:57:11.612
7 - D1	OUTLAP			2:22.946	74.76	6.748	10:59:34.558
8 - D1				2:18.499 (3)	77.17	2.301	11:01:53.058
9 - D1				2:21.240	75.67	5.042	11:04:14.298
10 - D1				2:16.198 (1)	78.47		11:06:30.496
11 - D1				2:19.104	76.83	2.906	11:08:49.600

P13 20 B		Thorney Motorsport			BMW M3					
IDEAL LAP TIME : 2:15.893		BEST LAP TIME : 2:16.518			DIFFERENCE : 0.625					
D1: Callum NOBEL										
LAP	SECTOR 1	SECTOR 2	SECTOR 3	LAP TIME	MPH	DIFF	TIME OF DAY			
1 - D1	OUTLAP	90.8	51.989	107.0	48.223	107.3	2:31.604	70.49	15.086	10:39:37.099
2 - D1	44.511	101.3	49.083	114.5	46.593	110.3	2:20.187	76.24	3.669	10:41:57.286
3 - D1	45.320	101.0	49.930	118.5	45.950	111.8	2:21.200	75.69	4.682	10:44:18.486
4 - D1	43.743	105.5	48.682	117.9	45.509	111.1	2:17.934	77.48	1.416	10:46:36.420
5 - D1	43.212	106.0	47.847	118.7	45.459	105.5	2:16.518 (1)	78.29		10:48:52.938
6 - D1	43.973	106.0	47.854	117.9	46.047	112.0	2:17.874 (3)	77.52	1.356	10:51:10.812
7 - D1	44.619	82.6	53.026	80.9	IN PIT		5:22.992 P	33.09	3:06.474	10:56:33.804
8 - D1	OUTLAP	101.3	49.111	111.1	46.344	109.2	2:24.287	74.07	7.769	10:58:58.091
9 - D1	42.993	102.6	49.103	117.9	45.053	112.0	2:17.149 (2)	77.93	0.631	11:01:15.240

P14 28 A		Barton Motorsport			VW Golf					
IDEAL LAP TIME : 2:16.488		BEST LAP TIME : 2:16.532			DIFFERENCE : 0.044					
D1: Les BARTON		D2: Nik BARTON								
LAP	SECTOR 1	SECTOR 2	SECTOR 3	LAP TIME	MPH	DIFF	TIME OF DAY			
1 - D0	OUTLAP	73.7	56.855	102.6	IN PIT		7:17.032 P	24.45	5:00.500	10:44:46.629
2 - D0	OUTLAP	91.4	54.361	89.3	53.262	103.2	2:41.641	66.12	25.109	10:47:28.270
3 - D0	48.865	98.5	52.321	106.8	48.411	106.6	2:29.597	71.44	13.065	10:49:57.867
4 - D0	46.009	100.0	49.795	112.2	48.200	106.3	2:24.004	74.22	7.472	10:52:21.871
5 - D0	45.977	100.9	49.510	113.5	55.138	96.8	2:30.625	70.95	14.093	10:54:52.496
6 - D0	47.105	97.2	50.160	112.9	IN PIT		3:43.364 P	47.85	1:26.832	10:58:35.860
7 - D0	OUTLAP	93.8	49.618	113.9	46.548	108.5	2:25.472	73.47	8.940	11:01:01.332
8 - D0	43.715	101.3	48.590	115.5	45.840	107.3	2:18.145 (3)	77.36	1.613	11:03:19.477
9 - D0	43.542	103.5	48.429	118.7	45.073	108.0	2:17.044 (2)	77.99	0.512	11:05:36.521
10 - D0	43.220	103.0	48.473	117.3	44.839	107.7	2:16.532 (1)	78.28		11:07:53.053

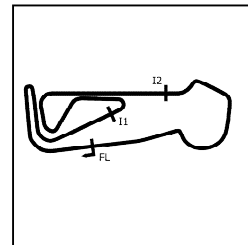
P15 31 A		HVT Racing			Ford Sierra					
IDEAL LAP TIME : 2:16.235		BEST LAP TIME : 2:17.034			DIFFERENCE : 0.799					
D1: Brian LILLEY		D2: Aaron TUCKER								
LAP	SECTOR 1	SECTOR 2	SECTOR 3	LAP TIME	MPH	DIFF	TIME OF DAY			
1 - D1	OUTLAP	79.2	52.087	111.4	48.082	111.1	2:30.456	71.03	13.422	10:39:50.930
2 - D1	43.032	99.4	48.801	113.7	46.510	110.9	2:18.343	77.25	1.309	10:42:09.273
3 - D1	42.900	101.0	48.491	115.3	45.643	112.5	2:17.034 (1)	77.99		10:44:26.307
4 - D1	42.825	104.8	48.399	112.4	46.608	110.1	2:17.832 (3)	77.54	0.798	10:46:44.139
5 - D1	42.849	102.7	48.403	116.5	46.116	111.4	2:17.368 (2)	77.80	0.334	10:49:01.507
6 - D1	42.485	102.4	48.109	123.8	IN PIT		4:06.262 P	43.40	1:49.228	10:53:07.769
7 - D1	OUTLAP	96.1	49.650	114.3	47.446	109.4	2:25.107	73.65	8.073	10:55:32.876
8 - D1	44.462	102.9	48.360	118.9	46.248	111.4	2:19.070	76.85	2.036	10:57:51.946
9 - D1	44.280	100.1	48.598	117.9	46.354	111.6	2:19.232	76.76	2.198	11:00:11.178
10 - D1	44.399	104.0	48.107	117.9	46.484	110.9	2:18.990	76.89	1.956	11:02:30.168
11 - D1	44.393	93.9	51.422	117.1	45.937	110.5	2:21.752	75.39	4.718	11:04:51.920

Weather / Track : Bright / Dry

Snetterton 300
Circuit Length = 2.9689 miles
Start: 10:36 Flag 11:06 End: 11:09

MSV SuperCup

QUALIFYING - RACE 17 - SECTOR ANALYSIS



SECTOR 1 = FL to I1, SECTOR 2 = I1 to I2, SECTOR 3 = I2 to FL, DIFF = Difference To Personal Best Lap, P = Crossed Finish Line in Pit Lane, D = Time Disallowed

P16 11 A		Goblin Racing					Seat Leon Cupra R				
IDEAL LAP TIME : 2:18.886		BEST LAP TIME : 2:19.137					DIFFERENCE : 0.251				
D1: Barrie CULLEY											
LAP	SECTOR 1	SECTOR 2		SECTOR 3		LAP TIME	MPH	DIFF	TIME OF DAY		
1 - D1	OUTLAP	78.0	55.278	108.5	51.291	107.3	2:45.598	64.54	26.461	10:39:56.693	
2 - D1	45.995	101.0	49.283	118.5	47.887	106.1	2:23.165	74.65	4.028	10:42:19.858	
3 - D1	45.112	100.1	49.520	116.7	47.635	106.6	2:22.267	75.12	3.130	10:44:42.125	
4 - D1	44.459	99.7	49.804	117.9	48.522	106.6	2:22.785	74.85	3.648	10:47:04.910	
5 - D1	45.237	99.8	49.795	115.9	50.844	107.3	2:25.876	73.26	6.739	10:49:30.786	
6 - D1	44.189	100.9	49.190	118.5	46.772	106.5	2:20.151 (2)	76.26	1.014	10:51:50.937	
7 - D1	44.371	99.4	49.501	115.1	IN PIT		4:38.735 P	38.34	2:19.598	10:56:29.672	
8 - D1	OUTLAP	93.8	53.110	111.1	49.009	102.6	2:33.845	69.47	14.708	10:59:03.517	
9 - D1	45.597	99.4	49.111	118.1	47.160	107.2	2:21.868	75.33	2.731	11:01:25.385	
10 - D1	44.110	98.3	49.160	115.3	47.939	105.5	2:21.209 (3)	75.68	2.072	11:03:46.594	
11 - D1	43.627	100.4	48.487	117.1	47.023	107.3	2:19.137 (1)	76.81		11:06:05.731	
12 - D1	49.411	80.1	54.769	103.5	53.755	96.5	2:37.935	67.67	18.798	11:08:43.666	

P17 1 B		Graves Motorsport					BMW 130i				
IDEAL LAP TIME : 2:19.781		BEST LAP TIME : 2:20.291					DIFFERENCE : 0.510				
D1: David GRAVES											
LAP	SECTOR 1	SECTOR 2		SECTOR 3		LAP TIME	MPH	DIFF	TIME OF DAY		
1 - D1	OUTLAP	75.0	52.932	93.0	48.609	109.6	2:33.867	69.46	13.576	10:39:47.424	
2 - D1	44.133	98.5	50.085	112.7	46.073	108.0	2:20.291 (1)	76.18		10:42:07.715	

P18 30 A		F&G Racing					Porsche Boxster				
IDEAL LAP TIME : 2:21.285		BEST LAP TIME : 2:23.673					DIFFERENCE : 2.388				
D1: Fernando GETINO		D2: Gary MARTIN									
LAP	SECTOR 1	SECTOR 2		SECTOR 3		LAP TIME	MPH	DIFF	TIME OF DAY		
1 - D1	OUTLAP	81.2	54.966	105.6	49.567	102.2	2:41.583	66.14	17.910	10:40:57.748	
2 - D1	47.155	96.1	50.927	115.1	47.217	105.3	2:25.299 (3)	73.55	1.626	10:43:23.047	
3 - D1	46.052	87.8	50.383	116.5	47.686	105.6	2:24.121 (2)	74.16	0.448	10:45:47.168	
4 - D1	45.518	80.3	50.869	116.3	47.286	106.3	2:23.673 (1)	74.39		10:48:10.841	
5 - D1	44.701	100.9	49.367	114.7	IN PIT		5:42.919 P	31.16	3:19.246	10:53:53.760	
6 - D1	OUTLAP	78.8	59.816	89.5	55.563	95.5	2:57.207	60.31	33.534	10:56:50.967	
7 - D1	53.236	82.2	56.508	96.4	53.350	96.4	2:43.094	65.53	19.421	10:59:34.061	
8 - D1	50.239	87.0	54.460	106.8	52.932	99.5	2:37.631	67.80	13.958	11:02:11.692	
9 - D1	50.841	86.8	53.648	105.3	51.704	99.8	2:36.193	68.42	12.520	11:04:47.885	
10 - D1	51.276	89.2	53.883	105.6	52.139	93.5	2:37.298	67.94	13.625	11:07:25.183	

MSV SuperCup

QUALIFYING - RACE 17 - BEST SPEEDS

POS	INTERMEDIATE 1			INTERMEDIATE 2			FINISH LINE		
	NO	NAME	MPH	NO	NAME	MPH	NO	NAME	MPH
1	91	J K Motorsport	114.5	91	J K Motorsport	135.0	91	J K Motorsport	121.1
2	22	Mangoes Racing	114.5	65	AutoRevive London	131.3	22	Mangoes Racing	120.2
3	65	AutoRevive London	112.4	22	Mangoes Racing	130.8	65	AutoRevive London	117.9
4	33	GNB Racing	108.2	31	HVT Racing	123.8	33	GNB Racing	113.7
5	60	Team Bacon Butty Racing	107.8	33	GNB Racing	122.9	60	Team Bacon Butty Racing	112.5
6	44	Apple Car Centre	107.0	87	SeatSport UK	122.6	31	HVT Racing	112.5
7	20	Thorney Motorsport	106.0	44	Apple Car Centre	122.0	20	Thorney Motorsport	112.0
8	79	BStard Motorsport	105.5	10	Goblin Racing	121.7	79	BStard Motorsport	111.6
9	10	Goblin Racing	105.3	79	BStard Motorsport	121.5	44	Apple Car Centre	111.1
10	163	Finsport, chequered images	105.0	60	Team Bacon Butty Racing	120.2	87	SeatSport UK	110.9
11	31	HVT Racing	104.8	163	Finsport, chequered images	120.0	10	Goblin Racing	110.3
12	87	SeatSport UK	104.3	20	Thorney Motorsport	118.7	1	Graves Motorsport	109.6
13	28	Barton Motorsport	103.5	28	Barton Motorsport	118.7	163	Finsport, chequered images	109.2
14	1	Graves Motorsport	102.9	11	Goblin Racing	118.5	28	Barton Motorsport	108.5
15	11	Goblin Racing	101.0	30	F&G Racing	116.5	11	Goblin Racing	107.3
16	30	F&G Racing	100.9	1	Graves Motorsport	115.1	30	F&G Racing	106.3
17									
18									

Weather / Track : Bright / Dry

Results can be found at www.tsl-timing.com

Snetterton 300
Circuit Length = 2.9689 miles
Start: 10:36 Flag 11:06 End: 11:09

Printed - 11:11 Sunday, 12 May 2019

MSV SuperCup

QUALIFYING - RACE 17 - BEST SECTORS

SECTOR 1			SECTOR 2			SECTOR 3			IDEAL / BEST COMPARISON						
POS	NO	NAME	TIME	NO	NAME	TIME	NO	NAME	TIME	POS	NO	NAME	IDEAL	BEST	DIFF
												PERFECT LAP	2:07.013		
1	91	J K Motorsport	40.004	91	J K Motorsport	45.108	91	J K Motorsport	41.901	1	91	J K Motorsport	2:07.013	2:07.013	0.000
2	65	AutoRevive London	40.548	22	Mangoes Racing	45.280	65	AutoRevive London	42.825	2	22	Mangoes Racing	2:08.910	2:09.468	0.558
3	22	Mangoes Racing	40.575	65	AutoRevive London	46.153	22	Mangoes Racing	43.055	3	65	AutoRevive London	2:09.526	2:09.751	0.225
4	44	Apple Car Centre	41.685	60	Team Bacon Butty F	47.338	44	Apple Car Centre	43.867	4	44	Apple Car Centre	2:12.907	2:13.413	0.506
5	60	Team Bacon Butty F	42.015	44	Apple Car Centre	47.355	10	Goblin Racing	44.270	5	10	Goblin Racing	2:14.160	2:14.472	0.312
6	79	BStard Motorsport	42.039	79	BStard Motorsport	47.433	87	SeatSport UK	44.684	6	60	Team Bacon Butty Ra	2:14.712	2:15.035	0.323
7	10	Goblin Racing	42.247	10	Goblin Racing	47.643	28	Barton Motorsport	44.839	7	79	BStard Motorsport	2:14.808	2:15.143	0.335
8	87	SeatSport UK	42.333	33	GNB Racing	47.845	163	Finsport, chequered	44.873	8	87	SeatSport UK	2:14.923	2:14.945	0.022
9	31	HVT Racing	42.485	20	Thorney Motorsport	47.847	33	GNB Racing	45.001	9	163	Finsport, chequered ir	2:15.557	2:15.657	0.100
10	163	Finsport, chequered	42.737	87	SeatSport UK	47.906	20	Thorney Motorsport	45.053	10	33	GNB Racing	2:15.583	2:15.847	0.264
11	33	GNB Racing	42.737	163	Finsport, chequered	47.947	79	BStard Motorsport	45.336	11	20	Thorney Motorsport	2:15.893	2:16.518	0.625
12	20	Thorney Motorsport	42.993	31	HVT Racing	48.107	60	Team Bacon Butty F	45.359	12	31	HVT Racing	2:16.235	2:17.034	0.799
13	28	Barton Motorsport	43.220	28	Barton Motorsport	48.429	31	HVT Racing	45.643	13	28	Barton Motorsport	2:16.488	2:16.532	0.044
14	1	Graves Motorsport	43.623	11	Goblin Racing	48.487	1	Graves Motorsport	46.073	14	11	Goblin Racing	2:18.886	2:19.137	0.251
15	11	Goblin Racing	43.627	30	F&G Racing	49.367	11	Goblin Racing	46.772	15	1	Graves Motorsport	2:19.781	2:20.291	0.510
16	30	F&G Racing	44.701	1	Graves Motorsport	50.085	30	F&G Racing	47.217	16	30	F&G Racing	2:21.285	2:23.673	2.388
17										17	35	Seriously? Motorsport		2:08.223	
18										18	110	Strong Racing with Gr		2:16.198	

Weather / Track : Bright / Dry

Results can be found at www.tsl-timing.com

Snetterton 300

Circuit Length = 2.9689 miles

Start: 10:36 Flag 11:06 End: 11:09

Printed - 11:10 Sunday, 12 May 2019

MSV SuperCup

QUALIFYING - RACE 17 - STATISTICS

Competitors Started 18
Planned Start 2019-05-12 @ 10:35:00.000
Actual Start 2019-05-12 @ 10:36:54.353
Finish Time 2019-05-12 @ 11:06:57.754
Track Length 2.9689mi.
Total Laps 191
Total Distance Covered 567.0621mi.

Session Fastest Lap History

NO	CL	NAME	LAP TIME	TIME OF DAY	LAP	VEHICLE
91	S	J K Motorsport <i>H. GURNEY</i>	2:08.006	10:41:21.739	2	BMW M3
91	S	J K Motorsport <i>H. GURNEY</i>	2:07.013	10:43:28.752	3	BMW M3

Flag History

TYPE	TIME OF DAY
GREEN	10:36:54.353
FINISH	11:06:57.754

Flag Statistics

TYPE	COUNT	TOTAL LAPS	TOTAL TIME
Green	1	13	32:32.496
Red	0	0	0.000
Safety Car	0	0	0.000
FCY	0	0	0.000

Weather / Track : Bright / Dry

These results are provisional until the conclusion of any judicial and technical matters.

Snetterton 300

Circuit Length = 2.9689 miles

Start: 10:36 Flag 11:06 End: 11:09

Clerk Of Course :

Timekeeper :

MSV SuperCup

QUALIFYING - RACE 17 - STATISTICS

CLASS : A

8 Starters

Fastest Lap History

NO	NAME	LAP TIME	TIME OF DAY	LAP	VEHICLE
10	Goblin Racing <i>M. CULLEY</i>	2:14.871	10:41:31.886	2	Seat Leon Cupra R
10	Goblin Racing <i>M. CULLEY</i>	2:14.719	10:43:46.605	3	Seat Leon Cupra R
10	Goblin Racing <i>M. CULLEY</i>	2:14.472	10:46:01.077	4	Seat Leon Cupra R

Weather / Track : Bright / Dry

These results are provisional until the conclusion of any judicial and technical matters.

Snetterton 300

Circuit Length = 2.9689 miles

Start: 10:36 Flag 11:06 End: 11:09

Clerk Of Course :

Timekeeper :

MSV SuperCup

QUALIFYING - RACE 17 - STATISTICS

CLASS : B

6 Starters

Fastest Lap History

NO	NAME	LAP TIME	TIME OF DAY	LAP	VEHICLE
20	Thorney Motorsport <i>C. NOBEL</i>	2:20.187	10:41:57.290	2	BMW M3
110	Strong Racing with Graves Motorsport <i>S. STRONG</i>	2:19.712	10:42:06.566	1	BMW 130i
44	Apple Car Centre <i>J. HONEYBONE</i>	2:15.262	10:42:09.407	2	Renault Clio
44	Apple Car Centre <i>J. HONEYBONE</i>	2:13.870	10:46:38.697	4	Renault Clio
44	Apple Car Centre <i>J. HONEYBONE</i>	2:13.413	11:06:43.979	12	Renault Clio

Weather / Track : Bright / Dry

These results are provisional until the conclusion of any judicial and technical matters.

Snetterton 300

Circuit Length = 2.9689 miles

Start: 10:36 Flag 11:06 End: 11:09

Clerk Of Course :

Timekeeper :

MSV SuperCup

QUALIFYING - RACE 17 - STATISTICS

CLASS : S

4 Starters

Fastest Lap History

NO	NAME	LAP TIME	TIME OF DAY	LAP	VEHICLE
91	J K Motorsport <i>H. GURNEY</i>	2:08.006	10:41:21.739	2	BMW M3
91	J K Motorsport <i>H. GURNEY</i>	2:07.013	10:43:28.752	3	BMW M3

Weather / Track : Bright / Dry

These results are provisional until the conclusion of any judicial and technical matters.

Snetterton 300

Circuit Length = 2.9689 miles


Start: 10:36 Flag 11:06 End: 11:09

Clerk Of Course :

Timekeeper :

MSV SuperCup

RACE 17 - GRID (45 minutes)

ROW 9	17	2:20.291 1 GRAVES	18	2:23.673 30 GETINO / MARTIN
ROW 8	15	2:17.034 31 LILLEY / TUCKER	16	2:19.137 11 CULLEY
ROW 7	13	2:16.518 20 NOBEL	14	2:16.532 28 BARTON / BARTON
ROW 6	11	2:15.847 33 BURSTOW	12	2:16.198 110 STRONG
ROW 5	9	2:15.143 79 HOEY / IVENS	10	2:15.657 163 FINLAY / TAIT
ROW 4	7	2:14.945 87 KAYLOR	8	2:15.035 60 BALL / MOORE
ROW 3	5	2:13.413 44 HONEYBONE / HONEYBONE	6	2:14.472 10 CULLEY
ROW 2	3	2:09.468 22 GOES	4	2:09.751 65 MILLS / GARDNER
ROW 1	1	2:07.013 91 GURNEY / TESTER	2	2:08.223 35 GALES
Pole				
				

Snetterton 300
Circuit Length = 2.9689 miles

These results are provisional until the conclusion of any judicial and technical matters.

Clerk Of Course :

Timekeeper :

MSV SuperCup

RACE 17 - CLASSIFICATION - AMENDED

POS	NO	CL	PIC NAME	NAT	ENTRY	LAPS	TIME	GAP	DIFF	MPH	BEST	ON
1	91	S	1 J K Motorsport		BMW M3	20	45:35.671			78.13	2:05.268	5
2	22*	S	2 Mangoes Racing		Seat EuroCup	20	45:36.185	0.514	0.514	78.12	2:07.515	19
3	65	S	3 AutoRevive London		BMW M3	20	45:49.298	13.627	13.113	77.75	2:09.504	16
4	35	S	4 Seriously? Motorsport		Seat Leon	20	46:26.204	50.533	36.906	76.72	2:08.313	4
5	33	A	1 GNB Racing		BMW E46 M3	20	46:57.664	1:21.993	31.460	75.86	2:13.374	6
6	44	B	1 Apple Car Centre		Renault Clio	20	46:58.261	1:22.590	0.597	75.84	2:13.338	17
7	10	A	2 Goblin Racing		Seat Leon Cupra R	20	47:17.082	1:41.411	18.821	75.34	2:14.000	8
8	79	A	3 BStard Motorsport		VW Scirocco	20	47:18.438	1:42.767	1.356	75.30	2:13.092	6
9	87	A	4 SeatSport UK		Seat Mk1 SuperCopa	20	47:25.235	1:49.564	6.797	75.12	2:14.571	14
10	20	B	2 Thorney Motorsport		BMW M3	19	45:36.238	1 Lap	1 Lap	74.21	2:14.811	4
11	163	B	3 Finsport, chequered images		Renault Clio	19	45:45.258	1 Lap	9.020	73.97	2:15.739	8
12	60	B	4 Team Bacon Butty Racing		Porsche 968	19	46:03.398	1 Lap	18.140	73.48	2:16.450	8
13	110	B	5 Strong Racing with Graves Motc		BMW 130i	19	46:29.726	1 Lap	26.328	72.79	2:15.685	7
14	31*	A	5 HVT Racing		Ford Sierra	19	47:30.065	1 Lap	1:00.339	71.25	2:14.834	19
15	11	A	6 Goblin Racing		Seat Leon Cupra R	19	47:35.492	1 Lap	5.427	71.11	2:18.215	5

NOT CLASSIFIED

DNF	1	B	Graves Motorsport		BMW 130i	7	16:32.828	13 Laps	12 Laps	75.35	2:18.878	5
-----	---	---	-------------------	--	----------	---	-----------	---------	---------	-------	----------	---

FASTEST LAP

91	S	J K Motorsport		BMW M3	5	2:05.268	85.32 mph	137.31 kph
79	A	BStard Motorsport		VW Scirocco	6	2:13.092	80.30 mph	129.23 kph
44	B	Apple Car Centre		Renault Clio	17	2:13.338	80.15 mph	129.00 kph

* Car 31 - 30 second penalty for pit blend line infringements

* Car 22 - 18 sec penalty - Q14.4.4 applies

Weather / Track : Cloudy / Dry

These results are provisional until the conclusion of any judicial and technical matters.

Snetterton 300

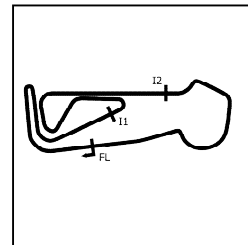
Circuit Length = 2.9689 miles

Start: 16:57 Flag 17:42 End: 17:45

Clerk Of Course :		Timekeeper :	
-------------------	--	--------------	--

MSV SuperCup

RACE 17 - SECTOR ANALYSIS



SECTOR 1 = FL to I1, SECTOR 2 = I1 to I2, SECTOR 3 = I2 to FL, DIFF = Difference To Personal Best Lap, P = Crossed Finish Line in Pit Lane, D = Time Disallowed

P1		22 S		Mangoes Racing			Seat EuroCup			
IDEAL LAP TIME : 2:06.938		BEST LAP TIME : 2:07.515			DIFFERENCE : 0.577					
D1: Darren GOES										
LAP	SECTOR 1	SECTOR 2	SECTOR 3	LAP TIME	MPH	DIFF	TIME OF DAY			
1 - D1		115.5	45.624	128.8	43.872	123.5	2:16.368	78.37	8.853	16:59:45.993
2 - D1	40.581	113.9	45.514	132.3	43.358	123.5	2:09.453	82.56	1.938	17:01:55.446
3 - D1	40.559	115.3	45.149	132.8	43.593	123.5	2:09.301	82.66	1.786	17:04:04.747
4 - D1	40.116	112.4	45.605	133.4	43.223	123.8	2:08.944	82.88	1.429	17:06:13.691
5 - D1	40.506	112.9	45.278	134.2	43.486	123.3	2:09.270	82.68	1.755	17:08:22.961
6 - D1	40.528	115.7	45.350	134.2	42.793	124.0	2:08.671	83.06	1.156	17:10:31.632
7 - D1	39.834	115.3	45.320	133.1	43.088	123.5	2:08.242	(3) 83.34	0.727	17:12:39.874
8 - D1	40.729	116.3	45.206	133.1	42.677	123.3	2:08.612	83.10	1.097	17:14:48.486
9 - D1	39.729	115.3	45.515	132.8	43.988	123.1	2:09.232	82.70	1.717	17:16:57.718
10 - D1	40.954	113.5	46.660	129.3	44.687	123.5	2:12.301	80.78	4.786	17:19:10.019
11 - D1	41.480	112.2	45.698	132.8	IN PIT		4:12.582	P 42.31	2:05.067	17:23:22.601
12 - D1	OUTLAP	111.1	46.574	129.5	44.227	123.8	2:15.218	79.04	7.703	17:25:37.819
13 - D1	40.973	114.5	45.740	133.9	43.313	123.5	2:10.026	82.19	2.511	17:27:47.845
14 - D1	40.667	113.9	45.734	133.6	42.961	123.8	2:09.362	82.62	1.847	17:29:57.207
15 - D1	40.064	106.8	45.934	134.4	42.938	123.3	2:08.936	82.89	1.421	17:32:06.143
16 - D1	41.049	110.9	45.699	133.4	42.897	123.8	2:09.645	82.44	2.130	17:34:15.788
17 - D1	40.160	112.9	45.497	134.7	42.603	124.2	2:08.260	83.33	0.745	17:36:24.048
18 - D1	40.182	116.1	45.010	133.9	42.728	123.5	2:07.920	(2) 83.55	0.405	17:38:31.968
19 - D1	40.191	116.1	44.996	133.9	42.328	124.5	2:07.515	(1) 83.81		17:40:39.483
20 - D1	39.614	116.5	45.252	133.6	43.461	121.7	2:08.327	83.28	0.812	17:42:47.810

P2		91 S		J K Motorsport			BMW M3			
IDEAL LAP TIME : 2:04.795		BEST LAP TIME : 2:05.268			DIFFERENCE : 0.473					
D1: Hugh GURNEY		D2: Colin TESTER								
LAP	SECTOR 1	SECTOR 2	SECTOR 3	LAP TIME	MPH	DIFF	TIME OF DAY			
1 - D1		110.9	45.252	131.3	41.799	120.0	2:12.330	80.76	7.062	16:59:41.955
2 - D1	39.462	111.6	44.774	131.3	41.628	120.9	2:05.864	84.91	0.596	17:01:47.819
3 - D1	39.522	110.3	45.123	131.0	41.783	119.6	2:06.428	84.53	1.160	17:03:54.247
4 - D1	39.601	111.8	44.549	132.1	41.196	121.7	2:05.346	(2) 85.26	0.078	17:05:59.593
5 - D1	39.223	112.9	44.883	132.1	41.162	121.7	2:05.268	(1) 85.32		17:08:04.861
6 - D1	39.573	112.0	44.689	131.8	41.524	121.1	2:05.786	84.97	0.518	17:10:10.647
7 - D1	39.501	112.0	44.848	132.6	41.220	120.9	2:05.569	85.11	0.301	17:12:16.216
8 - D1	39.433	112.2	45.007	132.3	41.023	121.3	2:05.463	(3) 85.18	0.195	17:14:21.679
9 - D1	39.489	112.2	45.334	130.3	41.527	120.2	2:06.350	84.59	1.082	17:16:28.029
10 - D1	40.260	108.9	45.226	131.5	41.413	120.9	2:06.899	84.22	1.631	17:18:34.928
11 - D1	39.595	111.8	44.768	132.1	IN PIT		4:11.764	P 42.45	2:06.496	17:22:46.692
12 - D1	OUTLAP	108.5	47.714	120.6	45.528	119.4	2:19.457	76.64	14.189	17:25:06.149
13 - D1	41.523	109.2	47.203	124.5	45.130	101.9	2:13.856	79.84	8.588	17:27:20.005
14 - D1	42.960	106.3	46.928	119.8	44.621	118.5	2:14.509	79.45	9.241	17:29:34.514
15 - D1	41.699	107.7	46.961	128.0	44.814	118.9	2:13.474	80.07	8.206	17:31:47.988
16 - D1	41.363	109.2	47.037	129.8	44.230	119.6	2:12.630	80.58	7.362	17:34:00.618
17 - D1	41.058	109.2	46.922	128.5	44.336	118.9	2:12.316	80.77	7.048	17:36:12.934
18 - D1	41.219	109.2	47.087	130.0	44.091	119.8	2:12.397	80.72	7.129	17:38:25.331
19 - D1	41.100	109.8	46.660	130.3	43.854	119.6	2:11.614	81.20	6.346	17:40:36.945
20 - D1	40.762	111.1	45.942	131.5	1:01.647	104.0	2:28.351	72.04	23.083	17:43:05.296

P3		65 S		AutoRevive London			BMW M3			
IDEAL LAP TIME : 2:09.014		BEST LAP TIME : 2:09.504			DIFFERENCE : 0.490					
D1: Chris MILLS		D2: David GARDNER								
LAP	SECTOR 1	SECTOR 2	SECTOR 3	LAP TIME	MPH	DIFF	TIME OF DAY			
1 - D1		104.6	46.624	126.3	43.345	118.9	2:18.408	77.22	8.904	16:59:48.033
2 - D1	41.183	110.0	46.752	126.3	44.021	118.9	2:11.956	80.99	2.452	17:01:59.989
3 - D1	41.281	110.5	46.741	129.8	43.574	117.5	2:11.596	81.21	2.092	17:04:11.585
4 - D1	41.013	109.8	46.508	129.5	43.415	117.7	2:10.936	81.62	1.432	17:06:22.521
5 - D1	40.980	110.3	46.326	130.0	43.350	117.3	2:10.656	81.80	1.152	17:08:33.177
6 - D1	40.683	109.4	46.332	129.0	43.372	117.7	2:10.387	81.97	0.883	17:10:43.564
7 - D1	40.771	109.2	46.593	128.5	43.766	117.1	2:11.130	81.50	1.626	17:12:54.694
8 - D1	41.123	108.4	46.460	129.5	42.979	118.1	2:10.562	81.86	1.058	17:15:05.256

Weather / Track : Cloudy / Dry

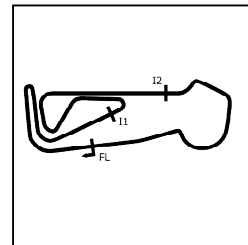
Snetterton 300

Circuit Length = 2.9689 miles

Start: 16:57 Flag 17:42 End: 17:45

MSV SuperCup

RACE 17 - SECTOR ANALYSIS



SECTOR 1 = FL to I1, SECTOR 2 = I1 to I2, SECTOR 3 = I2 to FL, DIFF = Difference To Personal Best Lap, P = Crossed Finish Line in Pit Lane, D = Time Disallowed

9 - D1	41.085	109.4	46.579	114.5	44.860	117.3	2:12.524	80.65	3.020	17:17:17.780	
10 - D1	41.291	108.5	46.485	129.0	43.350	117.1	2:11.126	81.51	1.622	17:19:28.906	
11 - D1	41.303	108.7	46.337	129.5	IN PIT		4:13.065	P	42.23	2:03.561	17:23:41.971
12 - D1	OUTLAP	110.0	46.535	129.5	43.224	117.5	2:13.940	79.79	4.436	17:25:55.911	
13 - D1	40.486	111.4	46.286	129.3	42.819	117.1	2:09.591	(2)	82.47	0.087	17:28:05.502
14 - D1	40.932	111.2	46.045	129.0	42.975	117.3	2:09.952	(3)	82.24	0.448	17:30:15.454
15 - D1	41.176	110.5	46.633	129.0	43.348	116.5	2:11.157		81.49	1.653	17:32:26.611
16 - D1	40.976	112.4	45.812	130.5	42.716	118.3	2:09.504	(1)	82.53		17:34:36.115
17 - D1	40.729	110.3	46.460	119.4	42.877	117.5	2:10.066		82.17	0.562	17:36:46.181
18 - D1	40.543	111.8	46.718	111.1	44.161	118.9	2:11.422		81.32	1.918	17:38:57.603
19 - D1	40.606	111.4	46.636	117.9	43.045	117.7	2:10.287		82.03	0.783	17:41:07.890
20 - D1	40.685	111.2	46.824	119.4	43.524	113.1	2:11.033		81.56	1.529	17:43:18.923

P4	35 S	Seriously? Motorsport	Seat Leon
IDEAL LAP TIME : 2:08.018	BEST LAP TIME : 2:08.313	DIFFERENCE : 0.295	
D1: Steve GALES			

LAP	SECTOR 1	SECTOR 2	SECTOR 3	LAP TIME	MPH	DIFF	TIME OF DAY				
1 - D1	108.5	46.655	125.9	43.043	118.1	2:17.429	77.77	9.116	16:59:47.054		
2 - D1	40.714	109.1	46.338	125.4	42.645	117.9	2:09.697	82.40	1.384	17:01:56.751	
3 - D1	41.019	108.5	45.907	123.1	43.046	117.9	2:09.972	82.23	1.659	17:04:06.723	
4 - D1	40.391	110.3	45.623	127.3	42.299	118.1	2:08.313	(1)	83.29		17:06:15.036
5 - D1	40.588	109.2	45.336	127.8	43.095	117.3	2:09.019		82.84	0.706	17:08:24.055
6 - D1	40.451	109.6	45.516	127.8	42.411	118.5	2:08.378	(2)	83.25	0.065	17:10:32.433
7 - D1	40.665	108.5	46.072	128.0	42.291	118.1	2:09.028		82.83	0.715	17:12:41.461
8 - D1	40.402	110.7	45.615	126.6	42.440	117.9	2:08.457	(3)	83.20	0.144	17:14:49.918
9 - D1	40.574	109.1	58.655	54.9	IN PIT		4:31.966	P	39.29	2:23.653	17:19:21.884
10 - D1	OUTLAP	107.2	46.089	125.6	42.912	116.7	2:16.013		78.58	7.700	17:21:37.897
11 - D1	41.092	110.0	45.993	123.8	43.196	116.9	2:10.281		82.03	1.968	17:23:48.178
12 - D1	40.510	109.6	45.551	126.3	42.916	117.5	2:08.977		82.86	0.664	17:25:57.155
13 - D1	40.476	110.3	45.694	126.6	42.613	118.5	2:08.783		82.99	0.470	17:28:05.938
14 - D1	41.014	110.7	46.389	125.9	42.626	118.9	2:10.029		82.19	1.716	17:30:15.967
15 - D1	41.119	108.9	46.327	124.5	43.491	118.3	2:10.937		81.62	2.624	17:32:26.904
16 - D1	41.542	107.0	45.925	127.0	IN PIT		2:46.328	P	64.25	38.015	17:35:13.232
17 - D1	OUTLAP	106.8	46.241	126.1	42.844	117.5	2:13.774		79.89	5.461	17:37:27.006
18 - D1	41.504	108.5	45.934	126.8	42.682	117.7	2:10.120		82.14	1.807	17:39:37.126
19 - D1	40.766	108.0	45.621	125.6	42.783	116.5	2:09.170		82.74	0.857	17:41:46.296
20 - D1	40.784	109.4	45.615	127.5	43.134	116.5	2:09.533		82.51	1.220	17:43:55.829

P5	33 A	GNB Racing	BMW E46 M3
IDEAL LAP TIME : 2:13.314	BEST LAP TIME : 2:13.374	DIFFERENCE : 0.060	
D1: Gary BURSTOW			

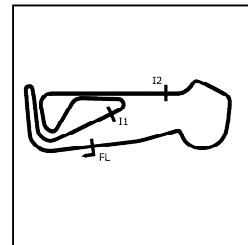
LAP	SECTOR 1	SECTOR 2	SECTOR 3	LAP TIME	MPH	DIFF	TIME OF DAY				
1 - D1	106.6	48.214	126.3	44.846	109.4	2:22.899	74.79	9.525	16:59:52.524		
2 - D1	42.247	107.8		42.247	113.7	2:14.646	79.37	1.272	17:02:07.170		
3 - D1	42.318	106.5	47.969	123.3	44.555	112.9	2:14.842	79.26	1.468	17:04:22.012	
4 - D1						2:15.409	78.93	2.035	17:06:37.421		
5 - D1						2:14.687	79.35	1.313	17:08:52.108		
6 - D1			125.9	44.265	113.1	2:13.374	(1)	80.13		17:11:05.482	
7 - D1	42.308	107.3	47.300	125.9	44.154	113.7	2:13.762	(3)	79.90	0.388	17:13:19.244
8 - D1	41.860	107.8	47.479	125.4	44.247	113.7	2:13.586	(2)	80.00	0.212	17:15:32.830
9 - D1	42.398	107.0	47.826	125.4	44.502	114.3	2:14.726		79.33	1.352	17:17:47.556
10 - D1	41.898	107.0				114.3	2:13.828		79.86	0.454	17:20:01.384
11 - D1					IN PIT		4:13.330	P	42.19	1:59.956	17:24:14.714
12 - D1	OUTLAP				113.3	2:16.743	78.16	3.369	17:26:31.458		
13 - D1						2:14.270	79.60	0.896	17:28:45.728		
14 - D1	42.257	105.6	47.704	124.5	44.292	112.7	2:14.253		79.61	0.879	17:30:59.981
15 - D1	42.059	106.1				114.7	2:14.323		79.57	0.949	17:33:14.304
16 - D1			124.0	44.509	112.9	2:15.306	78.99	1.932	17:35:29.610		
17 - D1					112.9	2:14.062	79.72	0.688	17:37:43.672		
18 - D1						2:13.795	79.88	0.421	17:39:57.467		
19 - D1						2:15.667	78.78	2.293	17:42:13.134		
20 - D1						2:14.155	79.66	0.781	17:44:27.289		

Weather / Track : Cloudy / Dry

Snetterton 300
Circuit Length = 2.9689 miles
Start: 16:57 Flag 17:42 End: 17:45

MSV SuperCup

RACE 17 - SECTOR ANALYSIS



SECTOR 1 = FL to I1, SECTOR 2 = I1 to I2, SECTOR 3 = I2 to FL, DIFF = Difference To Personal Best Lap, P = Crossed Finish Line in Pit Lane, D = Time Disallowed

P6 44 B Apple Car Centre		Renault Clio								
IDEAL LAP TIME : 2:12.920		BEST LAP TIME : 2:13.338								
D1: Jordan HONEYBONE		D2: Ray HONEYBONE								
LAP	SECTOR 1	SECTOR 2	SECTOR 3	LAP TIME	MPH	DIFF	TIME OF DAY			
1 - D1		104.3	48.022	119.1	43.979	111.4	2:20.899	75.85	7.561	16:59:50.524
2 - D1	42.476	104.5	48.023	118.5	44.375	111.6	2:14.874	79.24	1.536	17:02:05.398
3 - D1	42.211	103.8	48.015	117.9	43.969	111.1	2:14.195	79.64	0.857	17:04:19.593
4 - D1	42.231	104.0	47.942	117.7	44.582	111.1	2:14.755	79.31	1.417	17:06:34.348
5 - D1	42.205	104.6	47.784	118.7	44.300	111.2	2:14.289	79.59	0.951	17:08:48.637
6 - D1	41.724	105.3	47.663	118.1	44.398	111.1	2:13.785 (2)	79.88	0.447	17:11:02.422
7 - D1	42.020	105.0	47.959	118.3	44.814	111.1	2:14.793	79.29	1.455	17:13:17.215
8 - D1	41.972	105.0	47.662	117.9	44.263	110.9	2:13.897	79.82	0.559	17:15:31.112
9 - D1	42.151	103.8	48.053	118.1	44.630	111.2	2:14.834	79.26	1.496	17:17:45.946
10 - D1	42.092	104.3	48.134	117.9	44.294	110.9	2:14.520	79.45	1.182	17:20:00.466
11 - D1	42.897	105.3	47.773	118.3	44.432	110.9	2:15.102	79.11	1.764	17:22:15.568
12 - D1	42.352	104.0	47.848	119.4	IN PIT		4:14.883 P	41.93	2:01.545	17:26:30.451
13 - D1	OUTLAP	103.8	47.792	118.5	45.147	110.5	2:18.076	77.40	4.738	17:28:48.527
14 - D1	42.527	105.1	47.571	118.7	44.246	111.2	2:14.344	79.55	1.006	17:31:02.871
15 - D1	42.087	105.8	47.492	118.9	44.316	111.6	2:13.895 (3)	79.82	0.557	17:33:16.766
16 - D1	42.253	104.5	47.456	119.6	44.359	111.2	2:14.068	79.72	0.730	17:35:30.834
17 - D1	42.135	105.5	47.332	119.8	43.871	112.2	2:13.338 (1)	80.15		17:37:44.172
18 - D1	42.061	105.1	47.363	121.1	44.958	111.2	2:14.382	79.53	1.044	17:39:58.554
19 - D1	41.717	105.8	48.982	120.2	44.374	111.6	2:15.073	79.12	1.735	17:42:13.627
20 - D1	42.366	104.6	47.637	119.6	44.256	112.0	2:14.259	79.60	0.921	17:44:27.886

P7 10 A Goblin Racing		Seat Leon Cupra R								
IDEAL LAP TIME : 2:13.948		BEST LAP TIME : 2:14.000								
D1: Martyn CULLEY		D2: Paul IVENS								
LAP	SECTOR 1	SECTOR 2	SECTOR 3	LAP TIME	MPH	DIFF	TIME OF DAY			
1 - D1		103.4	48.551	120.9	44.909	112.4	2:24.177	74.13	10.177	16:59:53.802
2 - D1	42.161	105.6	47.842	121.7	44.790	111.4	2:14.793	79.29	0.793	17:02:08.595
3 - D1	42.273	104.5	47.868	120.4	44.408	111.2	2:14.549	79.43	0.549	17:04:23.144
4 - D1	42.062	105.6	47.887	121.5	44.903	111.4	2:14.852	79.25	0.852	17:06:37.996
5 - D1	42.424	105.8	47.889	120.0	45.787	112.2	2:16.100	78.53	2.100	17:08:54.096
6 - D1	42.244	105.3	47.872	121.1	44.444	111.4	2:14.560	79.42	0.560	17:11:08.656
7 - D1	42.197	104.6	48.219	121.1	44.375	111.4	2:14.791	79.29	0.791	17:13:23.447
8 - D1	42.038	105.5	47.791	120.0	44.171	111.6	2:14.000 (1)	79.76		17:15:37.447
9 - D1	42.055	104.8	47.942	120.9	44.484	112.2	2:14.481 (3)	79.47	0.481	17:17:51.928
10 - D1	42.151	104.5	47.752	121.5	IN PIT		4:17.950 P	41.43	2:03.950	17:22:09.878
11 - D1	OUTLAP	104.5	47.925	120.0	44.836	111.1	2:18.289	77.28	4.289	17:24:28.167
12 - D1	42.365	102.6	48.338	120.9	45.646	112.0	2:16.349	78.38	2.349	17:26:44.516
13 - D1	42.200	103.5	48.035	121.1	45.523	111.8	2:15.758	78.72	1.758	17:29:00.274
14 - D1	42.258	105.0	48.174	121.5	45.272	111.4	2:15.704	78.76	1.704	17:31:15.978
15 - D1	42.227	104.5	47.760	121.3	45.337	112.0	2:15.324	78.98	1.324	17:33:31.302
16 - D1	42.134	105.5	48.151	121.7	45.549	111.2	2:15.834	78.68	1.834	17:35:47.136
17 - D1	42.025	105.0	48.155	120.6	44.416	112.2	2:14.596	79.40	0.596	17:38:01.732
18 - D1	42.630	103.5	49.142	119.6	44.410	111.1	2:16.182	78.48	2.182	17:40:17.914
19 - D1	42.252	103.7	47.759	119.6	44.238	110.9	2:14.249 (2)	79.61	0.249	17:42:32.163
20 - D1	42.386	104.3	47.884	119.8	44.274	111.4	2:14.544	79.43	0.544	17:44:46.707

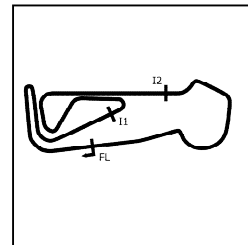
P8 79 A BStard Motorsport		VW Scirocco								
IDEAL LAP TIME : 2:13.038		BEST LAP TIME : 2:13.092								
D1: Chris HOEY		D2: Paul IVENS								
LAP	SECTOR 1	SECTOR 2	SECTOR 3	LAP TIME	MPH	DIFF	TIME OF DAY			
1 - D1		103.5	48.003	121.1	45.216	112.5	2:23.745	74.35	10.653	16:59:53.370
2 - D1	42.107	105.6	48.169	117.7	45.599	112.9	2:15.875	78.66	2.783	17:02:09.245
3 - D1	42.046	105.0	47.850	120.2	44.720	112.9	2:14.616	79.39	1.524	17:04:23.861
4 - D1	41.908	107.0	47.593	120.4	45.102	113.5	2:14.603	79.40	1.511	17:06:38.464
5 - D1	42.539	106.6	47.359	121.7	45.293	112.4	2:15.191	79.05	2.099	17:08:53.655
6 - D1	41.553	106.6	47.237	121.1	44.302	112.4	2:13.092 (1)	80.30		17:11:06.747
7 - D1	41.502	106.8	47.234	122.9	44.604	112.7	2:13.340 (2)	80.15	0.248	17:13:20.087
8 - D1	41.660	107.0	47.456	121.7	44.351	113.1	2:13.467 (3)	80.08	0.375	17:15:33.554

Weather / Track : Cloudy / Dry

Snetterton 300
Circuit Length = 2.9689 miles
Start: 16:57 Flag 17:42 End: 17:45

MSV SuperCup

RACE 17 - SECTOR ANALYSIS



SECTOR 1 = FL to I1, SECTOR 2 = I1 to I2, SECTOR 3 = I2 to FL, DIFF = Difference To Personal Best Lap, P = Crossed Finish Line in Pit Lane, D = Time Disallowed

9 - D1	42.107	105.0	47.723	121.3	44.487	113.5	2:14.317	79.57	1.225	17:17:47.871
10 - D1	42.118	105.6	47.800	117.3	IN PIT		4:17.106	P 41.57	2:04.014	17:22:04.977
11 - D1	OUTLAP	103.0	48.875	113.9	46.798	110.7	2:22.182	75.17	9.090	17:24:27.159
12 - D1	43.139	102.4	47.914	117.5	45.809	111.8	2:16.862	78.09	3.770	17:26:44.021
13 - D1	42.400	103.7	47.595	117.5	45.909	111.6	2:15.904	78.64	2.812	17:28:59.925
14 - D1	42.425	102.6	47.448	117.7	45.685	111.8	2:15.558	78.84	2.466	17:31:15.483
15 - D1	42.396	103.5	47.529	118.9	45.544	111.4	2:15.469	78.89	2.377	17:33:30.952
16 - D1	42.238	103.8	47.707	118.7	45.652	111.4	2:15.597	78.82	2.505	17:35:46.549
17 - D1	42.345	104.5	47.551	119.1	44.983	112.2	2:14.879	79.24	1.787	17:38:01.428
18 - D1	42.377	101.9	49.963	113.1	45.038	112.7	2:17.378	77.80	4.286	17:40:18.806
19 - D1	42.174	104.3	47.829	117.3	45.009	112.4	2:15.012	79.16	1.920	17:42:33.818
20 - D1	42.371	105.3	47.307	121.3	44.567	113.1	2:14.245	79.61	1.153	17:44:48.063

P9 87 A SeatSport UK Seat Mk1 SuperCopa

IDEAL LAP TIME : 2:14.270 BEST LAP TIME : 2:14.571 DIFFERENCE : 0.301

D1: Brad KAYLOR

LAP	SECTOR 1	SECTOR 2	SECTOR 3	LAP TIME	MPH	DIFF	TIME OF DAY
1 - D1	101.9	48.524	122.0	44.891	111.6	2:25.781	73.31 11.210 16:59:55.406
2 - D1	43.050	103.8	48.095	117.9	45.189	111.8	2:16.334 78.39 1.763 17:02:11.740
3 - D1	42.500	102.9	48.391	117.3	45.303	110.3	2:16.194 78.47 1.623 17:04:27.934
4 - D1	42.457	103.7	47.956	117.3	44.796	111.1	2:15.209 79.04 0.638 17:06:43.143
5 - D1	42.590	102.1	48.104	120.6	44.903	110.0	2:15.597 78.82 1.026 17:08:58.740
6 - D1	42.207	103.4	48.022	117.9	44.740	110.3	2:14.969 79.18 0.398 17:11:13.709
7 - D1	42.519	104.3	47.862	118.1	IN PIT		4:16.753 P 41.62 2:02.182 17:15:30.462
8 - D1	OUTLAP	103.8	48.255	116.7	44.649	110.5	2:19.704 76.50 5.133 17:17:50.166
9 - D1	42.535	103.2	47.705	117.9	44.533	109.4	2:14.773 (2) 79.30 0.202 17:20:04.939
10 - D1	42.416	103.4	48.642	117.1	45.368	108.5	2:16.426 78.34 1.855 17:22:21.365
11 - D1	42.488	103.2	48.241	119.4	44.818	110.3	2:15.547 78.85 0.976 17:24:36.912
12 - D1	42.273	103.7	48.319	116.3	44.850	110.9	2:15.442 78.91 0.871 17:26:52.354
13 - D1	42.224	103.5	48.442	116.7	44.408	110.3	2:15.074 79.12 0.503 17:29:07.428
14 - D1	42.392	103.5	47.821	117.5	44.358	110.5	2:14.571 (1) 79.42 17:31:21.999
15 - D1	42.541	104.2	47.921	117.3	44.604	110.3	2:15.066 79.13 0.495 17:33:37.065
16 - D1	42.472	103.7	48.025	116.9	44.589	110.5	2:15.086 79.12 0.515 17:35:52.151
17 - D1	42.474	103.7	47.809	117.7	44.681	109.8	2:14.964 (3) 79.19 0.393 17:38:07.115
18 - D1	42.330	103.8	48.005	117.9	45.162	111.1	2:15.497 78.88 0.926 17:40:22.612
19 - D1	43.063	102.4	48.056	116.3	44.625	110.0	2:15.744 78.73 1.173 17:42:38.356
20 - D1	42.648	103.7	48.386	117.3	45.470	109.4	2:16.504 78.29 1.933 17:44:54.860

P10 20 B Thorney Motorsport BMW M3

IDEAL LAP TIME : 2:14.499 BEST LAP TIME : 2:14.811 DIFFERENCE : 0.312

D1: Callum NOBEL

LAP	SECTOR 1	SECTOR 2	SECTOR 3	LAP TIME	MPH	DIFF	TIME OF DAY
1 - D1	101.6	49.713	112.4	46.135	110.5	2:29.271	71.60 14.460 16:59:58.896
2 - D1	43.038	103.8	48.554	118.3	44.682	112.0	2:16.274 78.43 1.463 17:02:15.170
3 - D1	43.207	103.8	48.312	118.3	44.959	112.2	2:16.478 78.31 1.667 17:04:31.648
4 - D1	42.459	105.0	47.780	120.4	44.572	113.3	2:14.811 (1) 79.28 17:06:46.459
5 - D1	42.706	104.6	48.843	117.5	44.298	110.3	2:15.847 (3) 78.67 1.036 17:09:02.306
6 - D1	42.421	105.0	48.204	119.4	44.385	111.1	2:15.010 (2) 79.16 0.199 17:11:17.316
7 - D1	43.022	103.7	48.106	119.4	45.319	110.5	2:16.447 78.33 1.636 17:13:33.763
8 - D1	43.001	101.9	48.251	117.9	44.857	110.3	2:16.109 78.52 1.298 17:15:49.872
9 - D1	43.132	102.4	48.418	115.7	45.264	110.9	2:16.814 78.12 2.003 17:18:06.686
10 - D1	42.702	103.5	48.532	118.1	45.503	109.4	2:16.737 78.16 1.926 17:20:23.423
11 - D1	43.147	103.0	48.837	118.5	IN PIT		4:22.665 P 40.69 2:07.854 17:24:46.088
12 - D1	OUTLAP	104.8	48.462	118.7	44.927	112.0	2:20.820 75.89 6.009 17:27:06.908
13 - D1	43.541	102.6	48.605	116.5	44.985	109.2	2:17.131 77.94 2.320 17:29:24.039
14 - D1	43.699	101.8	48.831	118.3	45.113	110.1	2:17.643 77.65 2.832 17:31:41.682
15 - D1	43.216	103.7	48.466	118.3	45.141	110.7	2:16.823 78.11 2.012 17:33:58.505
16 - D1	42.956	90.0	49.196	118.5	45.123	110.3	2:17.275 77.85 2.464 17:36:15.780
17 - D1	43.134	103.8	48.485	118.5	44.828	110.1	2:16.447 78.33 1.636 17:38:32.227
18 - D1	42.743	103.8	48.560	118.7	45.126	110.7	2:16.429 78.34 1.618 17:40:48.656
19 - D1	42.935	103.5	48.446	119.1	45.826	111.2	2:17.207 77.89 2.396 17:43:05.863

Weather / Track : Cloudy / Dry

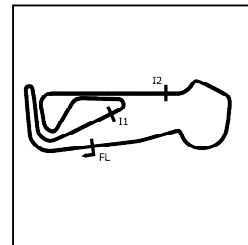
Snetterton 300

Circuit Length = 2.9689 miles

Start: 16:57 Flag 17:42 End: 17:45

MSV SuperCup

RACE 17 - SECTOR ANALYSIS



SECTOR 1 = FL to I1, SECTOR 2 = I1 to I2, SECTOR 3 = I2 to FL, DIFF = Difference To Personal Best Lap, P = Crossed Finish Line in Pit Lane, D = Time Disallowed

P11 163 B		Finsport, chequered images				Renault Clio				
IDEAL LAP TIME : 2:15.531		BEST LAP TIME : 2:15.739				DIFFERENCE : 0.208				
D1: Jason FINLAY		D2: Alex TAIT								
LAP	SECTOR 1	SECTOR 2		SECTOR 3		LAP TIME	MPH	DIFF	TIME OF DAY	
1 - D1		103.8	49.759	118.1	46.315	109.4	2:30.022	71.24	14.283	16:59:59.647
2 - D1	43.309	104.0	48.588	119.4	45.012	110.0	2:16.909	78.06	1.170	17:02:16.556
3 - D1	42.948	104.5	48.354	118.7	45.112	109.8	2:16.414	78.35	0.675	17:04:32.970
4 - D1	42.497	104.2	48.022	118.7	45.330	109.4	2:15.849 (3)	78.67	0.110	17:06:48.819
5 - D1	42.574	104.2	48.418	119.8	45.161	110.1	2:16.153	78.50	0.414	17:09:04.972
6 - D1	42.580	105.1	48.194	120.2	45.217	110.7	2:15.991	78.59	0.252	17:11:20.963
7 - D1	42.504	105.1	48.176	120.9	45.130	110.0	2:15.810 (2)	78.69	0.071	17:13:36.773
8 - D1	42.533	105.0	48.178	118.9	45.028	110.3	2:15.739 (1)	78.73		17:15:52.512
9 - D1	42.796	104.3	48.609	119.1	45.375	109.2	2:16.780	78.14	1.041	17:18:09.292
10 - D1	42.906	102.6	48.466	117.3	IN PIT		4:31.095 P	39.42	2:15.356	17:22:40.387
11 - D1	OUTLAP	103.5	48.501	117.5	45.454	110.5	2:20.674	75.97	4.935	17:25:01.061
12 - D1	43.139	103.4	48.663	116.3	45.173	108.9	2:16.975	78.02	1.236	17:27:18.036
13 - D1	42.870	103.5	48.341	117.3	45.277	109.2	2:16.488	78.30	0.749	17:29:34.524
14 - D1	43.169	104.3	48.572	118.1	45.092	109.6	2:16.833	78.11	1.094	17:31:51.357
15 - D1	43.009	103.4	48.472	116.9	45.257	109.2	2:16.738	78.16	0.999	17:34:08.095
16 - D1	42.879	103.7	48.477	117.1	45.287	108.9	2:16.643	78.21	0.904	17:36:24.738
17 - D1	42.725	104.0	48.426	117.3	45.140	109.2	2:16.291	78.42	0.552	17:38:41.029
18 - D1	43.005	103.5	48.655	116.7	45.368	109.1	2:17.028	77.99	1.289	17:40:58.057
19 - D1	43.035	103.0	48.642	117.3	45.149	108.9	2:16.826	78.11	1.087	17:43:14.883

P12 60 B		Team Bacon Butty Racing				Porsche 968				
IDEAL LAP TIME : 2:15.472		BEST LAP TIME : 2:16.450				DIFFERENCE : 0.978				
D1: Andrew BALL		D2: Thomas Stephen MOORE								
LAP	SECTOR 1	SECTOR 2		SECTOR 3		LAP TIME	MPH	DIFF	TIME OF DAY	
1 - D1		101.0	49.020	114.3	48.076	108.7	2:30.726	70.91	14.276	17:00:00.351
2 - D1	44.099	103.4	48.743	117.1	46.781	112.2	2:19.623	76.54	3.173	17:02:19.974
3 - D1	43.276	106.1	48.021	118.7	46.816	113.3	2:18.113	77.38	1.663	17:04:38.087
4 - D1	43.545	106.1	48.651	113.5	52.337	107.0	2:24.533	73.94	8.083	17:07:02.620
5 - D1	42.906	107.2	48.068	119.1	46.523	111.8	2:17.497	77.73	1.047	17:09:20.117
6 - D1	42.835	106.6	47.580	122.0	46.269	112.2	2:16.684	78.19	0.234	17:11:36.801
7 - D1	43.028	108.2	47.583	122.2	45.883	112.9	2:16.494 (2)	78.30	0.044	17:13:53.295
8 - D1	42.626	107.0	48.004	119.6	45.820	112.4	2:16.450 (1)	78.32		17:16:09.745
9 - D1	42.511	103.4	48.988	116.7	IN PIT		4:21.375 P	40.89	2:04.925	17:20:31.120
10 - D1	OUTLAP	102.7	49.370	119.6	46.886	111.2	2:24.400	74.01	7.950	17:22:55.520
11 - D1	43.666	105.0	48.533	118.7	46.227	111.8	2:18.426	77.21	1.976	17:25:13.946
12 - D1	42.994	105.8	47.879	119.4	45.995	112.9	2:16.868	78.09	0.418	17:27:30.814
13 - D1	42.391	106.1	48.104	120.2	46.097	113.3	2:16.592 (3)	78.24	0.142	17:29:47.406
14 - D1	42.072	106.6	48.728	119.6	46.083	112.7	2:16.883	78.08	0.433	17:32:04.289
15 - D1	44.291	105.3	48.074	119.1	46.377	112.9	2:18.742	77.03	2.292	17:34:23.031
16 - D1	42.606	106.3	47.635	119.4	46.367	112.2	2:16.608	78.23	0.158	17:36:39.639
17 - D1	42.325	106.1	48.229	118.7	46.161	112.9	2:16.715	78.17	0.265	17:38:56.354
18 - D1	43.270	107.0	48.094	119.8	46.463	112.2	2:17.827	77.54	1.377	17:41:14.181
19 - D1	43.604	105.8	48.593	117.5	46.645	111.1	2:18.842	76.98	2.392	17:43:33.023

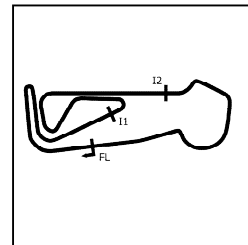
P13 110 B		Strong Racing with Graves Motorsport				BMW 130i				
IDEAL LAP TIME : 2:15.211		BEST LAP TIME : 2:15.685				DIFFERENCE : 0.474				
D1: Sam STRONG										
LAP	SECTOR 1	SECTOR 2		SECTOR 3		LAP TIME	MPH	DIFF	TIME OF DAY	
1 - D1		100.4	49.513	108.4	45.401	112.5	2:26.622	72.89	10.937	16:59:56.247
2 - D1	43.146	105.0	48.511	118.3	45.408	112.7	2:17.065	77.97	1.380	17:02:13.312
3 - D1	42.550	106.0	48.584	120.4	45.305	111.8	2:16.439	78.33	0.754	17:04:29.751
4 - D1	42.893	106.3	48.640	120.0	44.819	112.7	2:16.352 (3)	78.38	0.667	17:06:46.103
5 - D1	42.640	105.0	49.633	112.4	45.258	113.1	2:17.531	77.71	1.846	17:09:03.634
6 - D1	42.620	105.8	48.468	119.1	45.286	112.0	2:16.374	78.37	0.689	17:11:20.008
7 - D1	42.307	104.8	48.687	122.0	44.691	111.8	2:15.685 (1)	78.77		17:13:35.693
8 - D1	42.372	106.5	48.424	120.0	45.550	110.0	2:16.346 (2)	78.38	0.661	17:15:52.039
9 - D1	42.740	104.6	48.235	119.4	IN PIT		4:19.013 P	41.26	2:03.328	17:20:11.052
10 - D1	OUTLAP	104.2	48.991	118.1	46.619	110.0	2:20.913	75.84	5.228	17:22:31.965

Weather / Track : Cloudy / Dry

Snetterton 300
Circuit Length = 2.9689 miles
Start: 16:57 Flag 17:42 End: 17:45

MSV SuperCup

RACE 17 - SECTOR ANALYSIS



SECTOR 1 = FL to I1, SECTOR 2 = I1 to I2, SECTOR 3 = I2 to FL, DIFF = Difference To Personal Best Lap, P = Crossed Finish Line in Pit Lane, D = Time Disallowed

11 - D1	42.813	106.5	48.328	117.9	46.102	110.9	2:17.243	77.87	1.558	17:24:49.208
12 - D1	43.906	104.8	48.213	117.3	45.400	110.1	2:17.519	77.72	1.834	17:27:06.727
13 - D1	44.141	103.8	48.705	113.9	IN PIT		2:44.741	P	64.87	29.056 17:29:51.468
14 - D1	OUTLAP	105.8	48.607	120.9	45.281	108.9	2:19.257	76.75	3.572	17:32:10.725
15 - D1	47.988	101.9	48.738	119.1	46.086	110.9	2:22.812	74.84	7.127	17:34:33.537
16 - D1	43.454	76.5	49.597	112.5	47.719	105.6	2:20.770	75.92	5.085	17:36:54.307
17 - D1	44.131	99.4	49.813	114.7	48.171	104.8	2:22.115	75.20	6.430	17:39:16.422
18 - D1	44.217	98.2	49.588	115.3	47.658	106.8	2:21.463	75.55	5.778	17:41:37.885
19 - D1	43.942	101.0	49.425	115.9	48.099	107.5	2:21.466	75.55	5.781	17:43:59.351

P14 31 A		HVT Racing				Ford Sierra							
IDEAL LAP TIME : 2:14.834		BEST LAP TIME : 2:14.834				DIFFERENCE : 0.000							
D1: Brian LILLEY		D2: Aaron TUCKER											
LAP	SECTOR 1	SECTOR 2	SECTOR 3	LAP TIME	MPH	DIFF	TIME OF DAY						
1 - D1		97.3	48.436	115.5	48.295	111.1	2:33.552	69.60	18.718	17:00:03.177			
2 - D1	42.893	101.3	48.755	113.5	45.823	112.4	2:17.471	77.74	2.637	17:02:20.648			
3 - D1	42.896	102.9	47.919	122.9	46.740	112.2	2:17.555	77.70	2.721	17:04:38.203			
4 - D1	44.207	104.8	48.406	116.3	49.798	107.3	2:22.411	75.05	7.577	17:07:00.614			
5 - D1	43.090	101.3	48.004	114.5	46.724	110.0	2:17.818	77.55	2.984	17:09:18.432			
6 - D1	42.801	103.7	48.152	119.1	46.071	111.4	2:17.024	78.00	2.190	17:11:35.456			
7 - D1	43.288	103.0	47.973	112.2	45.492	111.2	2:16.753	(3)	78.15	1.919	17:13:52.209		
8 - D1	42.423	101.3	48.069	110.5	46.464	110.9	2:16.956	78.04	2.122	17:16:09.165			
9 - D1	42.937	100.4	48.965	115.3	45.722	111.1	2:17.624	77.66	2.790	17:18:26.789			
10 - D1	43.053	99.1	48.576	120.0	IN PIT		4:10.839	P	42.60	1:56.005	17:22:37.628		
11 - D1	OUTLAP	100.3	49.085	114.3	47.438	111.4	2:22.965	74.76	8.131	17:25:00.593			
12 - D1	44.986	100.1	48.260	116.3	45.801	111.8	2:19.047	76.86	4.213	17:27:19.640			
13 - D1	43.824	100.3	48.210	112.9	IN PIT		3:03.874	P	58.12	49.040	17:30:23.514		
14 - D1	OUTLAP	104.2	47.658	119.8	45.743	112.7	2:19.903	76.39	5.069	17:32:43.417			
15 - D1	43.127	104.5	47.575	115.7	45.721	112.7	2:16.423	(2)	78.34	1.589	17:34:59.840		
16 - D1	43.819	104.5	48.526	116.7	IN PIT		2:35.778	P	68.61	20.944	17:37:35.618		
17 - D1	OUTLAP	103.7	48.089	118.5	45.735	112.2	2:19.535	76.59	4.701	17:39:55.153			
18 - D1	44.015	104.2	49.882	113.3	45.806	112.7	2:19.703	76.50	4.869	17:42:14.856			
19 - D1	42.384	106.3	47.568	117.7	44.882	110.7	2:14.834	(1)	79.26		17:44:29.690		

P15 11 A		Goblin Racing				Seat Leon Cupra R							
IDEAL LAP TIME : 2:18.215		BEST LAP TIME : 2:18.215				DIFFERENCE : 0.000							
D1: Barrie CULLEY													
LAP	SECTOR 1	SECTOR 2	SECTOR 3	LAP TIME	MPH	DIFF	TIME OF DAY						
1 - D1		101.9	50.133	109.1	48.742	107.5	2:33.373	69.68	15.158	17:00:02.998			
2 - D1	43.986	99.1	49.664	114.1	47.277	108.2	2:20.927	75.84	2.712	17:02:23.925			
3 - D1	43.372	99.1	49.245	112.0	47.599	108.2	2:20.216	76.22	2.001	17:04:44.141			
4 - D1	43.348	99.8	48.846	115.5	47.155	109.1	2:19.349	(3)	76.70	1.134	17:07:03.490		
5 - D1	43.325	102.7	48.586	116.5	46.304	108.4	2:18.215	(1)	77.32		17:09:21.705		
6 - D1	43.332	103.2	49.305	116.7	46.646	107.3	2:19.283	(2)	76.73	1.068	17:11:40.988		
7 - D1	43.415	100.3	49.957	113.9	46.972	106.6	2:20.344	76.15	2.129	17:14:01.332			
8 - D1	43.745	98.6	50.318	110.1	48.310	102.4	2:22.373	75.07	4.158	17:16:23.705			
9 - D1	44.950	93.8	50.520	113.3	IN PIT		4:45.386	P	37.45	2:27.171	17:21:09.091		
10 - D1	OUTLAP	93.2	50.843	113.3	48.312	104.8	2:29.882	71.30	11.667	17:23:38.973			
11 - D1	45.610	96.8	50.481	107.5	48.064	105.8	2:24.155	74.14	5.940	17:26:03.128			
12 - D1	44.714	95.4	50.431	112.0	48.023	106.1	2:23.168	74.65	4.953	17:28:26.296			
13 - D1	44.706	93.4	50.852	112.9	48.600	106.3	2:24.158	74.14	5.943	17:30:50.454			
14 - D1	45.214	97.1	50.836	113.5	47.827	105.6	2:23.877	74.28	5.662	17:33:14.331			
15 - D1	44.848	90.3	50.231	114.9	48.087	106.3	2:23.166	74.65	4.951	17:35:37.497			
16 - D1	44.388	97.5	49.970	115.5	48.055	106.0	2:22.413	75.04	4.198	17:37:59.910			
17 - D1	43.689	97.2	51.263	114.1	47.013	107.8	2:21.965	75.28	3.750	17:40:21.875			
18 - D1	44.786	96.0	49.530	115.3	47.814	107.2	2:22.130	75.19	3.915	17:42:44.005			
19 - D1	43.985	98.9	49.902	112.9	47.225	106.1	2:21.112	75.74	2.897	17:45:05.117			

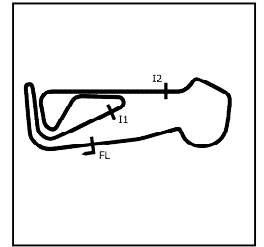
P16 1 B		Graves Motorsport				BMW 130i				
IDEAL LAP TIME : 2:18.401		BEST LAP TIME : 2:18.878				DIFFERENCE : 0.477				
D1: David GRAVES										
LAP	SECTOR 1	SECTOR 2	SECTOR 3	LAP TIME	MPH	DIFF	TIME OF DAY			

Weather / Track : Cloudy / Dry

Snetterton 300
Circuit Length = 2.9689 miles
Start: 16:57 Flag 17:42 End: 17:45

MSV SuperCup

RACE 17 - SECTOR ANALYSIS



SECTOR 1 = FL to I1, SECTOR 2 = I1 to I2, SECTOR 3 = I2 to FL, DIFF = Difference To Personal Best Lap, P = Crossed Finish Line in Pit Lane, D = Time Disallowed

1 - D1		97.2	49.621	101.0	49.522	109.4	2:34.393	69.22	15.515	17:00:04.018
2 - D1	44.019	98.6	49.458	113.5	47.190	109.6	2:20.667	75.98	1.789	17:02:24.685
3 - D1	43.277	95.8	49.264	110.1	47.607	110.5	2:20.148	76.26	1.270	17:04:44.833
4 - D1	43.362	100.1	49.297	117.3	46.901	109.8	2:19.560 (3)	76.58	0.682	17:07:04.393
5 - D1	43.340	103.8	49.416	117.7	46.122	107.5	2:18.878 (1)	76.96		17:09:23.271
6 - D1	43.492	103.2	49.879	111.8	45.978	109.8	2:19.349 (2)	76.70	0.471	17:11:42.620
7 - D1	43.159	101.5	49.315	114.1	47.359	108.9	2:19.833	76.43	0.955	17:14:02.453

MSV SuperCup

RACE 17 - BEST SPEEDS

POS	INTERMEDIATE 1			INTERMEDIATE 2			FINISH LINE		
	NO	NAME	MPH	NO	NAME	MPH	NO	NAME	MPH
1	22	Mangoes Racing	116.5	22	Mangoes Racing	134.7	22	Mangoes Racing	124.5
2	91	J K Motorsport	112.9	91	J K Motorsport	132.6	91	J K Motorsport	121.7
3	65	AutoRevive London	112.4	65	AutoRevive London	130.5	65	AutoRevive London	118.9
4	35	Seriously? Motorsport	110.7	35	Seriously? Motorsport	128.0	35	Seriously? Motorsport	118.9
5	60	Team Bacon Butty Racing	108.2	33	GNB Racing	126.3	33	GNB Racing	114.7
6	33	GNB Racing	107.8	79	BStard Motorsport	122.9	79	BStard Motorsport	113.5
7	79	BStard Motorsport	107.0	31	HVT Racing	122.9	20	Thorney Motorsport	113.3
8	110	Strong Racing with Graves Motor:	106.5	60	Team Bacon Butty Racing	122.2	60	Team Bacon Butty Racing	113.3
9	31	HVT Racing	106.3	87	SeatSport UK	122.0	110	Strong Racing with Graves Motor:	113.1
10	44	Apple Car Centre	105.8	110	Strong Racing with Graves Motor:	122.0	31	HVT Racing	112.7
11	10	Goblin Racing	105.8	10	Goblin Racing	121.7	10	Goblin Racing	112.4
12	163	Finsport, chequered images	105.1	44	Apple Car Centre	121.1	44	Apple Car Centre	112.2
13	20	Thorney Motorsport	105.0	163	Finsport, chequered images	120.9	87	SeatSport UK	111.8
14	87	SeatSport UK	104.3	20	Thorney Motorsport	120.4	163	Finsport, chequered images	110.7
15	1	Graves Motorsport	103.8	1	Graves Motorsport	117.7	1	Graves Motorsport	110.5
16	11	Goblin Racing	103.2	11	Goblin Racing	116.7	11	Goblin Racing	109.1

Weather / Track : Cloudy / Dry

Results can be found at www.tsl-timing.com

Snetterton 300
Circuit Length = 2.9689 miles
Start: 16:57 Flag 17:42 End: 17:45

Printed - 17:45 Sunday, 12 May 2019

MSV SuperCup

RACE 17 - BEST SECTORS

SECTOR 1			SECTOR 2			SECTOR 3			IDEAL / BEST COMPARISON						
POS	NO	NAME	TIME	NO	NAME	TIME	NO	NAME	TIME	POS	NO	NAME	IDEAL	BEST	DIFF
													PERFECT LAP	2:04.795	
1	91	J K Motorsport	39.223	91	J K Motorsport	44.549	91	J K Motorsport	41.023	1	91	J K Motorsport	2:04.795	2:05.268	0.473
2	22	Mangoes Racing	39.614	22	Mangoes Racing	44.996	35	Seriously? Motorspc	42.291	2	22	Mangoes Racing	2:06.938	2:07.515	0.577
3	35	Seriously? Motorspc	40.391	35	Seriously? Motorspc	45.336	22	Mangoes Racing	42.328	3	35	Seriously? Motorsport	2:08.018	2:08.313	0.295
4	65	AutoRevive London	40.486	65	AutoRevive London	45.812	65	AutoRevive London	42.716	4	65	AutoRevive London	2:09.014	2:09.504	0.490
5	79	BStard Motorsport	41.502	79	BStard Motorsport	47.234	44	Apple Car Centre	43.871	5	44	Apple Car Centre	2:12.920	2:13.338	0.418
6	44	Apple Car Centre	41.717	33	GNB Racing	47.300	33	GNB Racing	44.154	6	79	BStard Motorsport	2:13.038	2:13.092	0.054
7	33	GNB Racing	41.860	44	Apple Car Centre	47.332	10	Goblin Racing	44.171	7	33	GNB Racing	2:13.314	2:13.374	0.060
8	10	Goblin Racing	42.025	31	HVT Racing	47.568	20	Thorney Motorsport	44.298	8	10	Goblin Racing	2:13.948	2:14.000	0.052
9	60	Team Bacon Butty F	42.072	60	Team Bacon Butty F	47.580	79	BStard Motorsport	44.302	9	87	SeatSport UK	2:14.270	2:14.571	0.301
10	87	SeatSport UK	42.207	87	SeatSport UK	47.705	87	SeatSport UK	44.358	10	20	Thorney Motorsport	2:14.499	2:14.811	0.312
11	110	Strong Racing with	42.307	10	Goblin Racing	47.752	110	Strong Racing with	44.691	11	31	HVT Racing	2:14.834	2:14.834	0.000
12	31	HVT Racing	42.384	20	Thorney Motorsport	47.780	31	HVT Racing	44.882	12	110	Strong Racing with Gr	2:15.211	2:15.685	0.474
13	20	Thorney Motorsport	42.421	163	Finsport, chequered	48.022	163	Finsport, chequered	45.012	13	60	Team Bacon Butty Ra	2:15.472	2:16.450	0.978
14	163	Finsport, chequered	42.497	110	Strong Racing with	48.213	60	Team Bacon Butty F	45.820	14	163	Finsport, chequered ir	2:15.531	2:15.739	0.208
15	1	Graves Motorsport	43.159	11	Goblin Racing	48.586	1	Graves Motorsport	45.978	15	11	Goblin Racing	2:18.215	2:18.215	0.000
16	11	Goblin Racing	43.325	1	Graves Motorsport	49.264	11	Goblin Racing	46.304	16	1	Graves Motorsport	2:18.401	2:18.878	0.477

Weather / Track : Cloudy / Dry

Results can be found at www.tsl-timing.com

Snetterton 300

Circuit Length = 2.9689 miles

Start: 16:57 Flag 17:42 End: 17:45

Printed - 17:45 Sunday, 12 May 2019

MSV SuperCup

RACE 17 - LAP CHART

LAP 1 @ 16:59:41.955			LAP 2 @ 17:01:47.819			LAP 3 @ 17:03:54.247			LAP 4 @ 17:05:59.593			LAP 5 @ 17:08:04.861		
NO	BEHIND	LAP TIME	NO	BEHIND	LAP TIME	NO	BEHIND	LAP TIME	NO	BEHIND	LAP TIME	NO	BEHIND	LAP TIME
91		2:12.330	91		2:05.864	91		2:06.428	91		2:05.346	91		2:05.268
22	4.038	2:16.368	22	7.627	2:09.453	22	10.500	2:09.301	22	14.098	2:08.944	22	18.100	2:09.270
35	5.099	2:17.429	35	8.932	2:09.697	35	12.476	2:09.972	35	15.443	2:08.313	35	19.194	2:09.019
65	6.078	2:18.408	65	12.170	2:11.956	65	17.338	2:11.596	65	22.928	2:10.936	65	28.316	2:10.656
44	8.569	2:20.899	44	17.579	2:14.874	44	25.346	2:14.195	44	34.755	2:14.755	44	43.776	2:14.289
33	10.569	2:22.899	33	19.351	2:14.646	33	27.765	2:14.842	33	37.828	2:15.409	33	47.247	2:14.687
79	11.415	2:23.745	10	20.776	2:14.793	10	28.897	2:14.549	10	38.403	2:14.852	79	48.794	2:15.191
10	11.847	2:24.177	79	21.426	2:15.875	79	29.614	2:14.616	79	38.871	2:14.603	10	49.235	2:16.100
87	13.451	2:25.781	87	23.921	2:16.334	87	33.687	2:16.194	87	43.550	2:15.209	87	53.879	2:15.597
110	14.292	2:26.622	110	25.493	2:17.065	110	35.504	2:16.439	110	46.510	2:16.352	20	57.445	2:15.847
20	16.941	2:29.271	20	27.351	2:16.274	20	37.401	2:16.478	20	46.866	2:14.811	110	58.773	2:17.531
163	17.692	2:30.022	163	28.737	2:16.909	163	38.723	2:16.414	163	49.226	2:15.849	163	1:00.111	2:16.153
60	18.396	2:30.726	60	32.155	2:19.623	60	43.840	2:18.113	31	1:01.021	2:22.411	31	1:13.571	2:17.818
11	21.043	2:33.373	31	32.829	2:17.471	31	43.956	2:17.555	60	1:03.027	2:24.533	60	1:15.256	2:17.497
31	21.222	2:33.552	11	36.106	2:20.927	11	49.894	2:20.216	11	1:03.897	2:19.349	11	1:16.844	2:18.215
1	22.063	2:34.393	1	36.866	2:20.667	1	50.586	2:20.148	1	1:04.800	2:19.560	1	1:18.410	2:18.878

Weather / Track : Cloudy / Dry

MSV SuperCup

RACE 17 - LAP CHART

LAP 6 @ 17:10:10.647			LAP 7 @ 17:12:16.216			LAP 8 @ 17:14:21.679			LAP 9 @ 17:16:28.029			LAP 10 @ 17:18:34.928		
NO	BEHIND	LAP TIME	NO	BEHIND	LAP TIME	NO	BEHIND	LAP TIME	NO	BEHIND	LAP TIME	NO	BEHIND	LAP TIME
91		2:05.786	91		2:05.569	91		2:05.463	91		2:06.350	91		2:06.899
22	20.985	2:08.671	22	23.658	2:08.242	22	26.807	2:08.612	22	29.689	2:09.232	22	35.091	2:12.301
35	21.786	2:08.378	35	25.245	2:09.028	35	28.239	2:08.457	65	49.751	2:12.524	35	1 Lap	4:31.966 P
65	32.917	2:10.387	65	38.478	2:11.130	65	43.577	2:10.562	44	1:17.917	2:14.834	65	53.978	2:11.126
44	51.775	2:13.785	44	1:00.999	2:14.793	87	1 Lap	4:16.753 P	33	1:19.527	2:14.726	44	1:25.538	2:14.520
33	54.835	2:13.374	33	1:03.028	2:13.762	44	1:09.433	2:13.897	79	1:19.842	2:14.317	33	1:26.456	2:13.828
79	56.100	2:13.092	79	1:03.871	2:13.340	33	1:11.151	2:13.586	87	1 Lap	2:19.704	87	1 Lap	2:14.773
10	58.009	2:14.560	10	1:07.231	2:14.791	79	1:11.875	2:13.467	10	1:23.899	2:14.481	110	1 Lap	4:19.013 P
87	1:03.062	2:14.969	20	1:17.547	2:16.447	10	1:15.768	2:14.000	20	1:38.657	2:16.814	20	1:48.495	2:16.737
20	1:06.669	2:15.010	110	1:19.477	2:15.685	20	1:28.193	2:16.109	163	1:41.263	2:16.780	60	1 Lap	4:21.375 P
110	1:09.361	2:16.374	163	1:20.557	2:15.810	110	1:30.360	2:16.346	31	1:58.760	2:17.624	11	1 Lap	4:45.386 P
163	1:10.316	2:15.991	31	1:35.993	2:16.753	163	1:30.833	2:15.739				35	3:02.969	2:16.013
31	1:24.809	2:17.024	60	1:37.079	2:16.494	31	1:47.486	2:16.956				79	3:30.049	4:17.106 P
60	1:26.154	2:16.684	11	1:45.116	2:20.344	60	1:48.066	2:16.450				10	3:34.950	4:17.950 P
11	1:30.341	2:19.283	1	1:46.237	2:19.833	11	2:02.026	2:22.373						
1	1:31.973	2:19.349												

Weather / Track : Cloudy / Dry

Snetterton 300

Circuit Length = 2.9689 miles

Start: 16:57 Flag 17:42 End: 17:45

MSV SuperCup

RACE 17 - LAP CHART

LAP 11 @ 17:22:15.568			LAP 12 @ 17:25:06.149			LAP 13 @ 17:27:20.005			LAP 14 @ 17:29:34.514			LAP 15 @ 17:31:47.988		
NO	BEHIND	LAP TIME	NO	BEHIND	LAP TIME	NO	BEHIND	LAP TIME	NO	BEHIND	LAP TIME	NO	BEHIND	LAP TIME
44		2:15.102	91		2:19.457	91		2:13.856	91		2:14.509	91		2:13.474
87	1 Lap	2:16.426	60	1 Lap	2:18.426	60	1 Lap	2:16.868	163	1 Lap	2:16.488	163	1 Lap	2:16.833
110	1 Lap	2:20.913	22	31.670	2:15.218	22	27.840	2:10.026	60	1 Lap	2:16.592	60	1 Lap	2:16.883
31	1 Lap	4:10.839 P	65	49.762	2:13.940	65	45.497	2:09.591	110	1 Lap	2:44.741 P	22	18.155	2:08.936
163	1 Lap	4:31.095 P	35	51.006	2:08.977	35	45.933	2:08.783	22	22.693	2:09.362	110	1 Lap	2:19.257
91	31.124	4:11.764 P	11	1 Lap	2:24.155	11	1 Lap	2:23.168	65	40.940	2:09.952	65	38.623	2:11.157
60	1 Lap	2:24.400	44	1:24.302	4:14.883 P	33	1:25.723	2:14.270	35	41.453	2:10.029	35	38.916	2:10.937
22	1:07.033	4:12.582 P	33	1:25.309	2:16.743	44	1:28.522	2:18.076	31	1 Lap	3:03.874 P	31	1 Lap	2:19.903
11	1 Lap	2:29.882	79	1:37.872	2:16.862	79	1:39.920	2:15.904	11	1 Lap	2:24.158	33	1:26.316	2:14.323
65	1:26.403	4:13.065 P	10	1:38.367	2:16.349	10	1:40.269	2:15.758	33	1:25.467	2:14.253	11	1 Lap	2:23.877
35	1:32.610	2:10.281	87	1:46.205	2:15.442	87	1:47.423	2:15.074	44	1:28.357	2:14.344	44	1:28.778	2:13.895
33	1:59.146	4:13.330 P	110	2:00.578	2:17.519	20	2:04.034	2:17.131	79	1:40.969	2:15.558	79	1:42.964	2:15.469
79	2:11.591	2:22.182	20	2:00.759	2:20.820				10	1:41.464	2:15.704	10	1:43.314	2:15.324
10	2:12.599	2:18.289	163	2:11.887	2:16.975				87	1:47.485	2:14.571	87	1:49.077	2:15.066
87	2:21.344	2:15.547	31	2:13.491	2:19.047				20	2:07.168	2:17.643	20	2:10.517	2:16.823
20	2:30.520	4:22.665 P												
110	2:33.640	2:17.243												
31	2:45.025	2:22.965												
163	2:45.493	2:20.674												

Weather / Track : Cloudy / Dry

Snetterton 300
 Circuit Length = 2.9689 miles
 Start: 16:57 Flag 17:42 End: 17:45

MSV SuperCup

RACE 17 - LAP CHART

LAP 16 @ 17:34:00.618			LAP 17 @ 17:36:12.934			LAP 18 @ 17:38:25.331			LAP 19 @ 17:40:36.945			LAP 20 @ 17:42:47.810		
NO	BEHIND	LAP TIME	NO	BEHIND	LAP TIME	NO	BEHIND	LAP TIME	NO	BEHIND	LAP TIME	NO	BEHIND	LAP TIME
91		2:12.630	91		2:12.316	91		2:12.397	91		2:11.614	22		2:08.327
163	1 Lap	2:16.738	20	1 Lap	2:17.275	22	6.637	2:07.920	22	2.538	2:07.515	91	17.486	2:28.351
22	15.170	2:09.645	22	11.114	2:08.260	20	1 Lap	2:16.447	20	1 Lap	2:16.429	20	1 Lap	2:17.207
60	1 Lap	2:18.742	163	1 Lap	2:16.643	163	1 Lap	2:16.291	163	1 Lap	2:17.028	163	1 Lap	2:16.826
110	1 Lap	2:22.812	60	1 Lap	2:16.608	60	1 Lap	2:16.715	65	30.945	2:10.287	65	31.113	2:11.033
65	35.497	2:09.504	65	33.247	2:10.066	65	32.272	2:11.422	60	1 Lap	2:17.827	60	1 Lap	2:18.842
31	1 Lap	2:16.423	110	1 Lap	2:20.770	110	1 Lap	2:22.115	110	1 Lap	2:21.463	35	1:08.019	2:09.533
35	1:12.614	2:46.328 P	35	1:14.072	2:13.774	35	1:11.795	2:10.120	35	1:09.351	2:09.170	110	1 Lap	2:21.466
33	1:28.992	2:15.306	31	1 Lap	2:35.778 P	31	1 Lap	2:19.535	33	1:36.189	2:15.667	33	1:39.479	2:14.155
44	1:30.216	2:14.068	33	1:30.738	2:14.062	33	1:32.136	2:13.795	44	1:36.682	2:15.073	44	1:40.076	2:14.259
11	1 Lap	2:23.166	44	1:31.238	2:13.338	44	1:33.223	2:14.382	31	1 Lap	2:19.703	31	1 Lap	2:14.834
79	1:45.931	2:15.597	11	1 Lap	2:22.413	10	1:52.583	2:16.182	10	1:55.218	2:14.249	10	1:58.897	2:14.544
10	1:46.518	2:15.834	79	1:48.494	2:14.879	79	1:53.475	2:17.378	79	1:56.873	2:15.012	79	2:00.253	2:14.245
87	1:51.533	2:15.086	10	1:48.798	2:14.596	11	1 Lap	2:21.965	87	2:01.411	2:15.744	87	2:07.050	2:16.504
			87	1:54.181	2:14.964	87	1:57.281	2:15.497	11	1 Lap	2:22.130	11	1 Lap	2:21.112

Weather / Track : Cloudy / Dry

MSV SuperCup

RACE 17 - POSITION CHART

No	Name	Lap																					
		Pos	1	2	3	4	5	6	7	8	9	10	11	12	13	14	15	16	17	18	19	20	
91	J K Motorsport	1	91	91	91	91	91	91	91	91	91	91	44	91	91	91	91	91	91	91	91	91	22
35	Seriously? Motorsport	2	22	22	22	22	22	22	22	22	22	22	91	22	22	22	22	22	22	22	22	22	91
22	Mangoes Racing	3	35	35	35	35	35	35	35	35	65	65	22	65	65	65	65	65	65	65	65	65	65
65	AutoRevive London	4	65	65	65	65	65	65	65	65	44	44	65	35	35	35	35	35	35	35	35	35	35
44	Apple Car Centre	5	44	44	44	44	44	44	44	44	33	33	35	44	33	33	33	33	33	33	33	33	33
10	Goblin Racing	6	33	33	33	33	33	33	33	33	79	20	33	33	44	44	44	44	44	44	44	44	44
87	SeatSport UK	7	79	10	10	10	79	79	79	79	10	35	79	79	79	79	79	79	79	79	10	10	10
60	Team Bacon Butty Raci	8	10	79	79	79	10	10	10	10	20	79	10	10	10	10	10	10	10	10	79	79	79
79	BStard Motorsport	9	87	87	87	87	87	87	20	20	163	10	87	87	87	87	87	87	87	87	87	87	87
163	Finsport, chequered ime	10	110	110	110	110	20	20	110	110	31	87	20	110	20	20	20	20	20	20	20	20	20
33	GNB Racing	11	20	20	20	20	110	110	163	163	35	110	110	20	163	163	163	163	163	163	163	163	163
110	Strong Racing with Grav	12	163	163	163	163	163	163	31	31	87	31	31	163	60	60	60	60	60	60	60	60	60
20	Thorney Motorsport	13	60	60	60	31	31	31	60	60	110	163	163	31	110	110	110	110	110	110	110	110	110
31	HVT Racing	14	11	31	31	60	60	60	11	11	60	60	60	60	31	31	31	31	31	31	31	31	31
11	Goblin Racing	15	31	11	11	11	11	11	1	87	11	11	11	11	11	11	11	11	11	11	11	11	11
1	Graves Motorsport	16	1	1	1	1	1	1	87														

Weather / Track : Cloudy / Dry

Results can be found at www.tsl-timing.com

Snetterton 300
 Circuit Length = 2.9689 miles
 Start: 16:57 Flag 17:42 End: 17:45

Printed - 17:46 Sunday, 12 May 2019

MSV SuperCup

RACE 17 - STATISTICS

Competitors Started 16
Planned Start 2019-05-12 @ 17:05:00.000
Actual Start 2019-05-12 @ 16:57:29.624
Finish Time 2019-05-12 @ 17:42:47.439
Track Length 2.9689mi.
Total Laps 301
Total Distance Covered 893.6423mi.

Session Fastest Lap History

NO	CL	NAME	LAP TIME	TIME OF DAY	LAP	VEHICLE
91	S	J K Motorsport <i>H. GURNEY</i>	2:12.330	16:59:41.955	1	BMW M3
91	S	J K Motorsport <i>H. GURNEY</i>	2:05.864	17:01:47.818	2	BMW M3
91	S	J K Motorsport <i>H. GURNEY</i>	2:05.346	17:05:59.593	4	BMW M3
91	S	J K Motorsport <i>H. GURNEY</i>	2:05.268	17:08:04.860	5	BMW M3

Session Leader History

NO	CL	NAME	FROM LAP	LAPS LED	DISTANCE	VEHICLE
91	S	J K Motorsport <i>H. GURNEY</i>	1	10	26.72 miles	BMW M3
44	B	Apple Car Centre <i>J. HONEYBONE</i>	11	1	2.96 miles	Renault Clio
91	S	J K Motorsport <i>H. GURNEY</i>	12	8	23.75 miles	BMW M3
22	S	Mangoes Racing <i>D. GOES</i>	20	1	2.96 miles	Seat EuroCup

Flag History

TYPE	TIME OF DAY
GREEN	16:57:29.624
FINISH	17:42:47.439

Flag Statistics

TYPE	COUNT	TOTAL LAPS	TOTAL TIME
Green	1	20	47:39.078
Red	0	0	0.000
Safety Car	0	0	0.000
FCY	0	0	0.000

Weather / Track : Cloudy / Dry

These results are provisional until the conclusion of any judicial and technical matters.

Snetterton 300

Circuit Length = 2.9689 miles

Start: 16:57 Flag 17:42 End: 17:45

Clerk Of Course :	Timekeeper :
-------------------	--------------

MSV SuperCup

RACE 17 - STATISTICS

CLASS : A

6 Starters

Fastest Lap History

NO	NAME	LAP TIME	TIME OF DAY	LAP	VEHICLE
33	GNB Racing <i>G. BURSTOW</i>	2:22.899	16:59:52.533	1	BMW E46 M3
33	GNB Racing <i>G. BURSTOW</i>	2:14.646	17:02:07.170	2	BMW E46 M3
10	Goblin Racing <i>M. CULLEY</i>	2:14.549	17:04:23.155	3	Seat Leon Cupra R
33	GNB Racing <i>G. BURSTOW</i>	2:13.374	17:11:05.491	6	BMW E46 M3
79	BStard Motorsport <i>C. HOEY</i>	2:13.092	17:11:06.755	6	VW Scirocco

Leader History

NO	NAME	FROM LAP	LAPS LED	DISTANCE	VEHICLE
33	GNB Racing <i>G. BURSTOW</i>	1	20	56.40 miles	BMW E46 M3

Weather / Track : Cloudy / Dry

These results are provisional until the conclusion of any judicial and technical matters.

Snetterton 300

Circuit Length = 2.9689 miles

Start: 16:57 Flag 17:42 End: 17:45

Clerk Of Course :

Timekeeper :

MSV SuperCup

RACE 17 - STATISTICS

CLASS : B

6 Starters

Fastest Lap History

NO	NAME	LAP TIME	TIME OF DAY	LAP	VEHICLE
44	Apple Car Centre <i>J. HONEYBONE</i>	2:20.899	16:59:50.534	1	Renault Clio
44	Apple Car Centre <i>J. HONEYBONE</i>	2:14.874	17:02:05.408	2	Renault Clio
44	Apple Car Centre <i>J. HONEYBONE</i>	2:14.195	17:04:19.604	3	Renault Clio
44	Apple Car Centre <i>J. HONEYBONE</i>	2:13.785	17:11:02.433	6	Renault Clio
44	Apple Car Centre <i>J. HONEYBONE</i>	2:13.338	17:37:44.182	17	Renault Clio

Leader History

NO	NAME	FROM LAP	LAPS LED	DISTANCE	VEHICLE
44	Apple Car Centre <i>J. HONEYBONE</i>	1	20	56.40 miles	Renault Clio

Weather / Track : Cloudy / Dry

These results are provisional until the conclusion of any judicial and technical matters.

Snetterton 300

Circuit Length = 2.9689 miles

Start: 16:57 Flag 17:42 End: 17:45

Clerk Of Course :

Timekeeper :

MSV SuperCup

RACE 17 - STATISTICS

CLASS : S

4 Starters

Fastest Lap History

NO	NAME	LAP TIME	TIME OF DAY	LAP	VEHICLE
91	J K Motorsport <i>H. GURNEY</i>	2:12.330	16:59:41.955	1	BMW M3
91	J K Motorsport <i>H. GURNEY</i>	2:05.864	17:01:47.818	2	BMW M3
91	J K Motorsport <i>H. GURNEY</i>	2:05.346	17:05:59.593	4	BMW M3
91	J K Motorsport <i>H. GURNEY</i>	2:05.268	17:08:04.860	5	BMW M3

Leader History

NO	NAME	FROM LAP	LAPS LED	DISTANCE	VEHICLE
91	J K Motorsport <i>H. GURNEY</i>	1	19	53.44 miles	BMW M3
22	Mangoes Racing <i>D. GOES</i>	20	1	2.96 miles	Seat EuroCup

Weather / Track : Cloudy / Dry

These results are provisional until the conclusion of any judicial and technical matters.

Snetterton 300

Circuit Length = 2.9689 miles

Start: 16:57 Flag 17:42 End: 17:45

Clerk Of Course :

Timekeeper :

MSV SuperCup

RACE 17 - PIT STOP ANALYSIS

P1 91 J K Motorsport				
STOP	IN TIME	STOP TIME	TOTAL TIME	OUT TIME
1 -	17:20:40.117	2:06.575	2:06.575	17:22:46.692

P2 22 Mangoes Racing				
STOP	IN TIME	STOP TIME	TOTAL TIME	OUT TIME
1 -	17:21:20.975	2:01.626	2:01.626	17:23:22.601

P3 65 AutoRevive London				
STOP	IN TIME	STOP TIME	TOTAL TIME	OUT TIME
1 -	17:21:38.994	2:02.977	2:02.977	17:23:41.971

P4 35 Seriously? Motorsport				
STOP	IN TIME	STOP TIME	TOTAL TIME	OUT TIME
1 -	17:17:33.177	1:48.707	1:48.707	17:19:21.884

P5 44 Apple Car Centre				
STOP	IN TIME	STOP TIME	TOTAL TIME	OUT TIME
1 -	17:24:28.794	2:01.657	2:01.657	17:26:30.451

P6 33 GNB Racing				
STOP	IN TIME	STOP TIME	TOTAL TIME	OUT TIME
1 -	17:22:12.654	2:02.059	2:02.059	17:24:14.714

P7 79 BStard Motorsport				
STOP	IN TIME	STOP TIME	TOTAL TIME	OUT TIME
1 -	17:20:01.964	2:03.013	2:03.013	17:22:04.977

P8 10 Goblin Racing				
STOP	IN TIME	STOP TIME	TOTAL TIME	OUT TIME
1 -	17:20:05.551	2:04.327	2:04.327	17:22:09.878

P9 87 SeatSport UK				
STOP	IN TIME	STOP TIME	TOTAL TIME	OUT TIME
1 -	17:13:26.847	2:03.615	2:03.615	17:15:30.462

P10 20 Thorney Motorsport				
STOP	IN TIME	STOP TIME	TOTAL TIME	OUT TIME
1 -	17:22:40.365	2:05.723	2:05.723	17:24:46.088

P11 110 Strong Racing with Graves Motorsport				
STOP	IN TIME	STOP TIME	TOTAL TIME	OUT TIME
1 -	17:18:08.276	2:02.776	2:02.776	17:20:11.052

P12 31 HVT Racing				
STOP	IN TIME	STOP TIME	TOTAL TIME	OUT TIME
1 -	17:20:42.280	1:55.348	1:55.348	17:22:37.628

P13 163 Finsport, chequered images				
STOP	IN TIME	STOP TIME	TOTAL TIME	OUT TIME
1 -	17:20:25.893	2:14.494	2:14.494	17:22:40.387

P14 60 Team Bacon Butty Racing				
STOP	IN TIME	STOP TIME	TOTAL TIME	OUT TIME
1 -	17:18:25.319	2:05.801	2:05.801	17:20:31.120

P15 11 Goblin Racing				
STOP	IN TIME	STOP TIME	TOTAL TIME	OUT TIME
1 -	17:18:45.555	2:23.536	2:23.536	17:21:09.091

P16 1 Graves Motorsport				
STOP	IN TIME	STOP TIME	TOTAL TIME	OUT TIME
1 -	17:17:07.976			

Weather / Track : Cloudy / Dry

Results can be found at www.tsl-timing.com

Snetterton 300
Circuit Length = 2.9689 miles
Start: 16:57 Flag 00:00 End: 00:00

Printed - 17:26 Sunday, 12 May 2019